

## General Data

|                           |  |
|---------------------------|--|
| Article No.               | 43719797                                       |
| Kod                       | RL-T8 36 S MS 840/G13 EM                       |
| Product EAN               | 4008597197970                                  |
| Box quantity (pcs.)       | 8  |
| EAN Box                   | 4008597497971                                  |
| Gross weight of box in kg | 3.81   |
| Length of box in m        | 1.367  |
| Width of box in m         | 0.182  |
| Height of box in m        | 0.125  |
| Product weight            | 200 g  |
| Product status            | <span style="color: orange;">●</span> PhaseOut |

## Electric Parameters

|   |             |
|---|-------------|
| Wattage                                   | 13.1 W      |
| Nominal power                             | 13.1 W      |
| Weighted energy consumption in 1000 hours | 14 kWh      |
| Lamp power                                | 13.1-13.1 W |
| Power factor                              | > 0.9       |

## Electric Parameters

|   |           |
|---|-----------|
| Nominal voltage                         | 220-240 V |
| Voltage type                            | AC        |
| Nominal current                         | 60-60 mA  |
| Nominal current (mA)                    | 60 mA     |
| Standby consumption                     | 0.4 W     |
| max. no. of lamps at 10A automatic fuse | 75        |
| max. no. of lamps at 16A automatic fuse | 120       |
| dimmmable                               | Nie       |

## Light Application Parameters

|                               |                      |
|-------------------------------|----------------------|
| Luminous flux                 | 2100 lm              |
| Rated lamp luminous flux      | 2100 lm              |
| Beam angle                    | 190 °                |
| Efficacy                      | 160 lm/W             |
| Total mains efficacy          | 160 lm/W             |
| Light colour                  | coolwhite            |
| Color temperature             | 4000 K               |
| Color coordinate X            | 0.382                |
| Color coordinate Y            | 0.380                |
| Color rendering index         | ≥ 80                 |
| Color rendering index nominal | 83                   |
| Color Stability               | ≤ 5 sdc <sub>m</sub> |

## Service Life

|  |         |
|--|---------|
| Average life   | 50000 h |
| Tc Temperature max.  | 60 °C   |
| Mean service life  | 50000 h |
| Lifetime L70B50  | 50000 h |
| max. temperature at Tc -point for nominal life with CCG or 230V AC | 50 °C   |
| Life L70 @ Tc max. with CCG or 230V AC                             | 24000 h |
| Tc max. with CCG or 230V AC  | 60 °C   |
| No. switching cycles   | 200000  |
| Lamp survival factor at 6000h                                      | ≥ 0.90  |
| Early failure rate at 1000h  | ≤ 5.0 % |
| Guarantee  | 5 years |

## Specification

|  |  |
|--|--|
| Energylabel notice                           | current label, with EPREL registration |
| Energylabel (G -> A)                         | C                                      |
| Diameter                                     | 26,7 mm                                |
| Tube diameter                                | 26 mm                                  |
| Length                                       | 1212 mm                                |
| Length                                       | 1200 mm                                |
| Burning position                             | any                                    |
| Mercury content                              | 0.0 mg                                 |
| Shatterproof                                 | Nie                                    |
| Photobiological safety according to EN 62471 | RG0                                    |
| Lamp shape                                   | Tube, double-ended                     |
| Base   | G13                                    |
| Colour                                       | White                                  |

## Notes on Operation

|  |   |
|--|---|
| Degree of protection (IP)  | IP20  |
| Burning position   | any   |
| Mode of operation  | CCG, 230V   |
| Ambient temperatures   | -20 ... +50 °C  |
| Tc Temperature max.  | 60 °C   |
| Tc max. with CCG or 230V AC  | 60 °C   |
| max. temperature at Tc -point for nominal life with CCG or 230V AC | 50 °C   |
| With movement sensor   | Nie   |
| Kind of Sensor   | Micro wave sensor   |
| Detection range max.   | 5 m   |
| Switching characteristics  | 2-step dimming: after 5 min. 20%, after another 2 min. 0% (OFF) |
| Function in closed luminaire                                       | Tak   |

## Information especially for EPREL

|                                      |  |
|--------------------------------------|--|
| Energylabel notice                   | current label, with EPREL registration |
| Lighting technology                  | LED                                    |
| Directional or non-directional light | NDLS                                   |
| Color tunable light source           | Nie                                    |
| Type of color temperature            | SINGLE_VALUE                           |
| Color stability MacAdams EPREL       | 5                                      |
| Displacement factor EPREL            | 0.90                                   |

**Information especially for EPREL**

|                         |        |
|-------------------------|--------|
| Life factor EPREL       | 0.90   |
| Lumen maintenance EPREL | 0.70   |
| Flicker                 | 1.0    |
| Stroboscopic effect     | 0.4    |
| Standby consumption     | 0.4 W  |
| EPREL ID number         | 730111 |

**Miscellaneous**


|                  |          |
|------------------|----------|
| Similar products | 43719850 |
|------------------|----------|

**Notes**

T8 LED tube with motion sensor, neutral white light, glass bulb, non-dim, base G13. Please, note installation instructions!

Please, refer to [www.radium.de/recycling](http://www.radium.de/recycling) for notes on disposal of burned-out lamps as well as lamp breakage. The "lifespan L70" described for LED lamps indicates the number of hours when the luminous flux has decreased to 70% of its initial value. The optimal field 'info about service life' contains the frame conditions according to standards based on which the specific service life has been determined. So, for example, "12B50, 50Hz" means that the mean service life (B50) has been determined with a 12h switching cycle at mains (frequency 50Hz), "3B50, HF" is based on a 3h switching cycle at electronic control gear (high frequency).

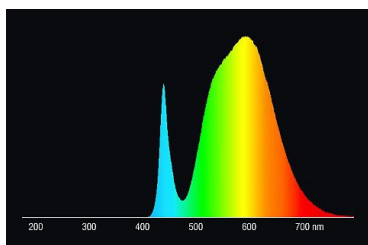
**Base**



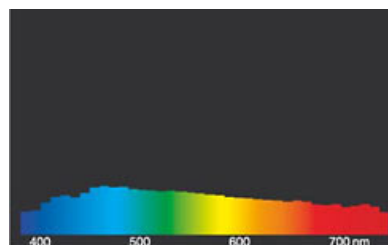
G13  
IEC/EN 60061-1  
sheet 7004-51-8

**Spectrum**

As daylight is a mixture of direct sunlight and light from the sky, the spectral distribution changes all the time due to the time of the day and the weather. The standard illuminant D65 corresponds to daylight with colour temperature of about 6500K. The colour of coloured LEDs depends on the chemical elements within the light generating chip. The coloured light is generated directly and does not need filtering. White LEDs are either RGB (red + green + blue chip in one LED = light colour white) or blue LED-chips with yellow/orange phosphor in the resin. Visible region from 380 to 780 nm; height of graph corresponding with relative spectral emission (400mW/klm)per 10nm.



LED retrofit tube lamps for fluorescent lamps 4000K



daylight(D 65)

**Special features**



**General notes**

Please note the installation instructions when replacing fluorescent lamps with LED tubes. Some LED lamp types are only suitable for 1: 1 replacement at the respective burning position: with CCG by using the enclosed starter, with ECG with compatible control gear. Others can be operated directly on 230V (conversion of the luminaire), others again can 'do' CCG as well as 230V or all 3 variations. Neo tubes need an external LED driver (replacement of the control gear). LED Neo tubes are dimmable, all other LED tubes are not dimmable.

The technical design data in accordance with DIN and IEC. The producer does not take any responsibility for damage to persons or property in case of unsuitable operation or handling of the product. Operating data and dimensions are valid within the usual tolerances. Related lamp types (different bases, mains voltages) may be available on request. Sale and delivery are effected in accordance with the Radium Terms of Delivery and Payment valid on the day of conclusion of contract. Packing units offer economical advantages to the purchase and logistic department. Please match your quantity volume accordingly. For orders of a minimum quantity (clefs) with a lamp model the amount lower than the volume of each packaging unit, we will invoice 10 % additional charge per lamp type. Technical changes and terms of delivery are reserved. Manipulation of any kind to packaging or product is not permissible as this will violate Radium brand rights. Furthermore, technical properties of the product can change to its disadvantage or even destruction. Therefore, Radium cannot be responsible for consequential damages.

® = Registered trademark

Subject to change without notice. Errors and omissions excepted.

**Safety instructions**

To ensure full light efficiency and product life, the permissible temperature ranges must be observed and dry environment ensured. When operated with existing control gear, their compatibility with the lamp must be checked.

All technical data without guarantee.