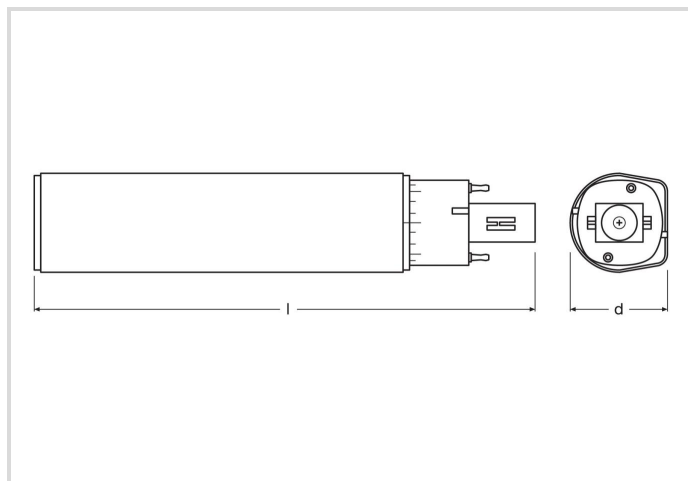


LED EssenceDuo - Retrofit f. Ralux Duo

RL-DUO26 10W/840/G24D-3 EM

Radium

Product Datasheet Date: 03.06.2026



A+

E

10

1000

4000K

30 000h

3
YEARS
GUARANTEE

General Data

Article No.	43219354
Kod	RL-DUO26 840/G24D EM
Product EAN	4008597193545
Box quantity (pcs.)	10
EAN Box	4008597493546
Gross weight of box in kg	0.967
Length of box in m	0.193
Width of box in m	0.082
Height of box in m	0.188
Product weight	75 g
Product status	● Nieaktywne

Electric Parameters

Wattage	10.0 W
Nominal power	10.0 W
Weighted energy consumption in 1000 hours	10 kWh
Lamp power	10.0-10.0 W
Power factor	> 0.50

Electric Parameters

Nominal voltage	220-240 V
Mains Voltage	220 - 240 V
Voltage type	AC
Nominal current	43-43 mA
Nominal current (mA)	77 mA
Total harmonic distortion	0.3
max. no. of lamps at 10A-B10 automatic fuse	40
max. no. of lamps at 16A-B16 automatic fuse	25
dimmmable	Nie

Light Application Parameters

Luminous flux	1000 lm
Rated lamp luminous flux	1000 lm
Luminous flux in 90°-sector	1000 lm lm
Luminous flux in 120°-sector	1000 lm lm
Beam angle	120 °
Efficacy / Luminous efficiency	100 lm/W
Total mains efficacy	100 lm/W
Color temperature	4000 K
Color rendering index	≥ 80
Color rendering index nominal	80-89
Color Stability	≤ 6 sdc _m

Service Life

Average life	30000 h
Tc Temperature max.	85 °C
Mean service life	30000 h
No. switching cycles	200000
Lamp survival factor at 6000h	≥ 0.90
Early failure rate at 1000h	≤ 5.0 %
Guarantee	3 years

Specification

Energylabel notice	old label, no EPREL registration, no EU data sheet
Energylabel (G -> A)	E
Energylabel (E -> A++)	A+

LED EssenceDuo - Retrofit f. Ralux Duo

RL-DUO26 10W/840/G24D-3 EM

Radium

Specification

Diameter	35 mm
Length max.	171 mm mm
Length	171 mm
Burning position	any
Mercury content	0.0 mg
Material	Plastic
Lamp shape	Tube, single-ended
Base	G24d-3
Colour	White

Notes on Operation

Degree of protection (IP)	IP20
Burning position	any
Mode of operation	CCG, 230V
suitable for tandem circuit	Nie
Range of storage temperature	-20...+80 °C
Ambient temperatures	-20...+35 °C
Tc Temperature max.	85 °C
With movement sensor	Nie

Information especially for EPREL

Energylabel notice	old label, no EPREL registration, no EU data sheet
Lighting technology	LED
Mains/Non mains connectable	MLS
Directional or non-directional light	NDLS
Color tunable light source	Nie
Type of color temperature	SINGLE_VALUE
Life factor EPREL	0.9
Lumen maintenance EPREL	0.93

Notes

LED compact lamp for exchange with Ralux Duo, neutral white light, plastic body, non-dim, base G24d.

Please, refer to www.radium.de/recycling for notes on disposal of burned-out lamps as well as lamp breakage.

The "lifespan L70" described for LED lamps indicates the number of hours when the luminous flux has decreased to 70% of its initial value.

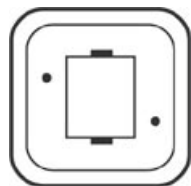
The optimal field 'info about service life' contains the frame conditions according to standards based on which the specific service life has been determined. So, for example, "12B50, 50Hz" means that the mean service life (B50) has been determined with a 12h switching cycle at mains (frequency 50Hz), "3B50, HF" is based on a 3h switching cycle at electronic control gear (high frequency).

LED EssenceDuo - Retrofit f. Ralux Duo

RL-DUO26 10W/840/G24D-3 EM

Radium

Base



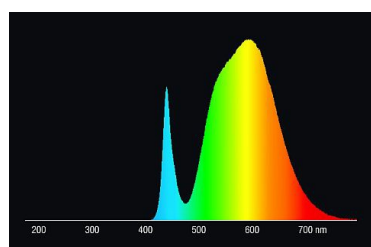
G24d
IEC/EN 60061-1
sheet 7004-78-5

Spectrum

As daylight is a mixture of direct sunlight and light from the sky, the spectral distribution changes all the time due to the time of the day and the weather. The standard illuminant D65 corresponds to daylight with colour temperature of about 6500K.

The colour of coloured LEDs depends on the chemical elements within the light generating chip. The coloured light is generated directly and does not need filtering.

White LEDs are either RGB (red + green + blue chip in one LED = light colour white) or blue LED-chips with yellow/orange phosphor in the resin. Visible region from 380 to 780 nm; height of graph corresponding with relative spectral emission (400mW/klm)per 10nm.



LED retrofit lamps 4000K



daylight(D 65)

Special features



General notes

When replacing Ralux Duo with LED-lamps, we recommend a simple and uncomplicated replacement (1: 1) at the respective light point without rewiring. Operation at mains voltage directly would also be possible. RL-DUO lamps are not suitable for tandem operation. 35 ° C ambient temperature for the lamp inside the luminaire must not be exceeded. Outdoor use is only permitted with suitable luminaires (IP protection).

The technical design data in accordance with DIN and IEC. The producer does not take any responsibility for damage to persons or property in case of unsuitable operation or handling of the product. Operating data and dimensions are valid within the usual tolerances. Related lamp types (different bases, mains voltages) may be available on request. Sale and delivery are effected in accordance with the Radium Terms of Delivery and Payment valid on the day of conclusion of contract. Packing units offer economical advantages to the purchase and logistic department. Please match your quantity volume accordingly. For orders of a minimum quantity (clefs) with a lamp model the amount lower than the volume of each packaging unit, we will invoice 10 % additional charge per lamp type. Technical changes and terms of delivery are reserved. Manipulation of any kind to packaging or product is not permissible as this will violate Radium brand rights. Furthermore, technical properties of the product can change to its disadvantage or even destruction. Therefore, Radium cannot be responsible for consequential damages.

® = Registered trademark

Subject to change without notice. Errors and omissions excepted.

Safety instructions

To ensure full light efficiency and product life, the permissible temperature ranges must be observed and dry environment ensured. When operated with existing control gear, their compatibility with the lamp must be checked.

All technical data without guarantee.