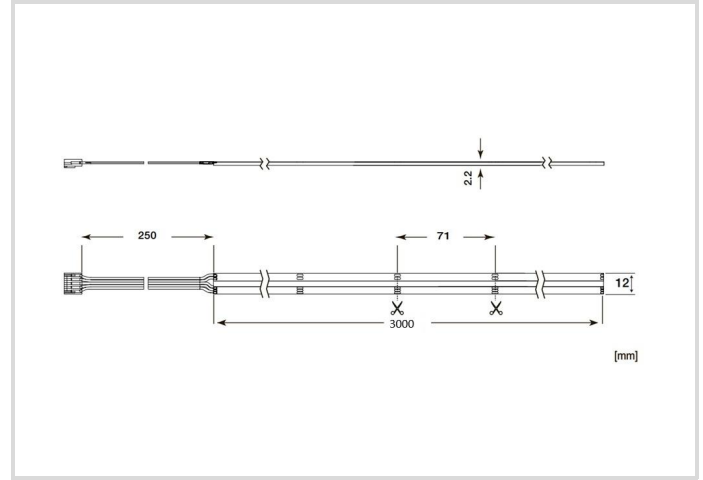


LED Strip 500 RGBWW Zero Pitch

LED STRIP 500ZP EH RGBWW/24V 3M

Radium

Product Datasheet Date: 17.06.2026



10



500



2700K



5 m



General Data

Article No.	RSTA4313
Codice	LED STRIP 500ZP EH RGBWW/24V 3M
Product EAN	4003556011731
Box quantity (pcs.)	8
EAN Box	4003556411739
Gross weight of box in kg	1.383
Length of box in m	0.265
Width of box in m	0.175
Height of box in m	0.181
Product weight	68 g
Product status	● Attivo

Electric Parameters

Max. system power	50.0 W
Lamp power per meter	10.0 W
Lamp voltage	22-25 V
Voltage type	DC
Number of poles	5

Electric Parameters

Dimmable with fitting driver	Si
------------------------------	----

Light Application Parameters

Luminous flux adjustable	Continuously variable
Luminous flux per meter	500 lm
Beam angle adjustable	No
Beam angle	180 °
Efficacy / Luminous efficiency	75 lm/W
Colour of light adjustable	Continuously variable
Colour of light	RGBW
Code of light color	RGB - 927
Colour rendering index CRI	90-100

Service Life

Rated life time L70/B50 at 25 °C	50000 h
Guarantee	5 years

Specification

Length	3000 mm
Height/depth	2.8 mm
Width	12 mm
No. of LEDs per meter	784
Length of particular segments	71.42 mm
Supply line on both sides	No
Model	Strip
Self-adhesive	Si

Notes on Operation

Degree of protection (IP)	IP00
max. operable length	5 m
Connection type	Blade terminal
Type of wiring	Suitable for through wiring
Mounting method	Built-in
Type of control gear	LED operating device voltage-controlled
Suitable Accessories	FXZA4951, FXZA4382

Information especially for EPREL

Lighting technology	LED
Mains/Non mains connectable	NMLS
Directional or non-directional light	NDLS
Color tunable light source	No
Type of color temperature	SINGLE_VALUE
EPREL ID number	2151522

Miscellaneous

Similar products	RSTA4233, RSTA4243
------------------	--------------------

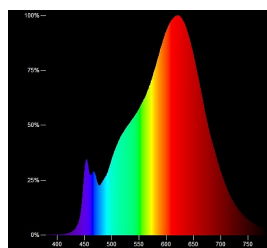
Notes

Flexible Easy Connect LED module color change, one-sided 25cm lead wire, dimmable, cuttable, adhesive back, 24V-operation, FXZA4511 NOT compatible!

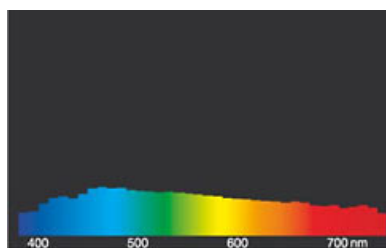
Please, refer to www.radium.de/recycling for notes on disposal of burned-out lamps as well as lamp breakage.
The "lifespan L70" described for LED lamps indicates the number of hours when the luminous flux has decreased to 70% of its initial value. The optimal field 'info about service life' contains the frame conditions according to standards based on which the specific service life has been determined. So, for example, "12B50, 50Hz" means that the mean service life (B50) has been determined with a 12h switching cycle at mains (frequency 50Hz), "3B50, HF" is based on a 3h switching cycle at electronic control gear (high frequency).

Spectrum

As daylight is a mixture of direct sunlight and light from the sky, the spectral distribution changes all the time due to the time of the day and the weather. The standard illuminant D65 corresponds to daylight with colour temperature of about 6500K. The colour of coloured LEDs depends on the chemical elements within the light generating chip. The coloured light is generated directly and does not need filtering.
White LEDs are either RGB (red + green + blue chip in one LED = light colour white) or blue LED-chips with yellow/orange phosphor in the resin. Visible region from 380 to 780 nm; height of graph corresponding with relative spectral emission (400mW/klm)per 10nm.



LED-Strip RGBWW @2700K, CRI min. 90



daylight(D 65)

Special features



General notes

Observe safety instructions during assembly!

Please, consider also:

The LED module itself and all its components must not be stressed mechanically. The assembly must not damage or destroy conductor tracks on the circuit board. To avoid mechanical damage, the LED modules should be securely fastened to the intended ground. Pay attention to the correct polarity! A wrong polarity will not enable any light emission and may damage the LED module. Parallel connection is urgently recommended as a safe electrical operating mode. Series connection is not recommended.

LED Strip 500 RGBWW Zero Pitch

LED STRIP 500ZP EH RGBWW/24V 3M

Radium

When mounting on metallic or other conductive surfaces, electrical insulation must be provided at the solder joints between the module and the mounting surface. Please make sure that the LED driver has sufficient power to operate the total load. It is the responsibility of the user to provide suitable protection against corrosive substances such as moisture and condensation as well as other harmful elements.

For applications exposed to moisture and dust, the module must be protected by a device or housing with a suitable protection class.

Radium does offer pre-assembly services. With our Strip Configurator, you can cut the strips to your desired length and combine them with matching aluminum profiles or have them glued directly in, as well as choose a suitable operating device for your application. All lengths of LED strips, profiles, covers and cables are subject to standard industry tolerances and can therefore deviate.

Our team will be pleased to advise you, also regarding application and mounting questions.

The technical design data in accordance with DIN and IEC. The producer does not take any responsibility for damage to persons or property in case of unsuitable operation or handling of the product. Operating data and dimensions are valid within the usual tolerances. Related lamp types (different bases, mains voltages) may be available on request. Sale and delivery are effected in accordance with the Radium Terms of Delivery and Payment valid on the day of conclusion of contract. Packing units offer economical advantages to the purchase and logistic department. Please match your quantity volume accordingly. For orders of a minimum quantity (clefts) with a lamp model the amount lower than the volume of each packaging unit, we will invoice 10 % additional charge per lamp type. Technical changes and terms of delivery are reserved. Manipulation of any kind to packaging or product is not permissible as this will violate Radium brand rights. Furthermore, technical properties of the product can change to its disadvantage or even destruction. Therefore, Radium cannot be responsible for consequential damages.

® = Registered trademark

Subject to change without notice. Errors and omissions excepted.

Safety instructions

The LED module does not provide protection against short circuits, overloads or overheating. In order to operate LED modules safely, it is necessary to operate them with a LED driver that protects against short circuits, overloads and overheating. To simplify the luminaire / installation approval, LED drivers and LED modules must bear the CE mark. The installation of LED modules (with LED driver) must be carried out in compliance with all applicable electrical and safety standards. Only qualified personnel may perform installations.

All technical data without guarantee.