

Metal halide lamp with ceramic burner

RCI-TC 20W/WDL/230/G8.5

Radium

Product Datasheet Date: 05.06.2026



A



G



3000K



12 000h

General Data

Article No.	32419682
Codice	RCI-TC 20W/WDL/230/G8.5
Product EAN	4008597196829
Box quantity (pcs.)	12
EAN Box	4008597496820
Gross weight of box in kg	0.215
Length of box in m	0.12
Width of box in m	0.08
Height of box in m	0.14
Product weight	9 g
Product status	● PhaseOut

Electric Parameters

Wattage	19.8 W
Weighted energy consumption in 1000 hours	22 kWh
Lamp voltage	90-90 V
Lamp voltage	90 V
Mains voltage	230 V

Electric Parameters

Ignition voltage	3.6 up to 5.0
Lamp's nominal current	0,23 A

Light Application Parameters

Luminous flux	1600 lm
Efficacy / Luminous efficiency	80 lm/W
Total mains efficacy	74 lm/W
Light colour	warm white de luxe
Code of light color	830
Colour temperature	3000 K
Colour rendering index CRI	80-89
Lumen maintenance at 2000h	0.75
Lumen maintenance at 4000h	0.68
Lumen maintenance at 6000h	0.64
Lumen maintenance at 8000h	0.61
Lumen maintenance at 12000h	0.57

Service Life

Average life	12000 h
Lamp survival factor at 4000h	1.00
Lamp survival factor at 6000h	0.99
Lamp survival factor at 8000h	0.93
Lamp survival factor at 12000h	0.5

Specification

Energylabel (G -> A)	G
Energylabel (E -> A++)	A
Diameter	15 mm
Length	85 mm
Total length max.	85 mm
Burning position	h180
Mercury content	2.4 mg
Lamp shape	Tube, single-ended
Model	Clear
Base	G8.5
Colour	White

Metal halide lamp with ceramic burner

RCI-TC 20W/WDL/230/G8.5

Radium

Notes on Operation

Burning position h180

Information especially for EPREL

EPREL ID number 868969

Notes

Mini MH lamp with ceramic burner, tubular bulb clear, light colour WDL, base G8.5. Operation in enclosed luminaire, with electronic ballast.

Please, refer to www.radium.de/recycling for notes on disposal of burned-out lamps as well as lamp breakage.

The "lifespan L70" described for LED lamps indicates the number of hours when the luminous flux has decreased to 70% of its initial value.

The optimal field 'info about service life' contains the frame conditions according to standards based on which the specific service life has been determined. So, for example, "12B50, 50Hz" means that the mean service life (B50) has been determined with a 12h switching cycle at mains (frequency 50Hz), "3B50, HF" is based on a 3h switching cycle at electronic control gear (high frequency).

Base



G8.5
IEC/EN 60061-1
sheet 7004-122-1

Spectrum

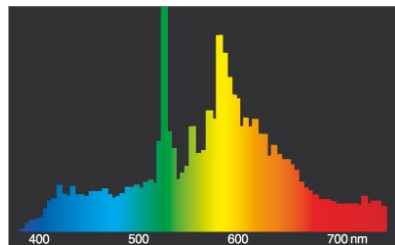
Natural daylight is a mixture of direct sunlight and the light of the sky. Therefore, its spectral composition changes permanently due to the changing time of day. The standardised light classification D65 corresponds to a daylight with a colour temperature of approximately 6500 K. Every discharge lamp type has got an individual spectral power distribution according to its chemical filling. From this result important properties light colour or colour rendering.

Should the spectral lines be very close together the lamp presumably has got a very good colour rendering index, so, Ra might be near 100. Does the spectrum rather look like single lines or frayed out the colour rendering of the lamp will probably be not as good.

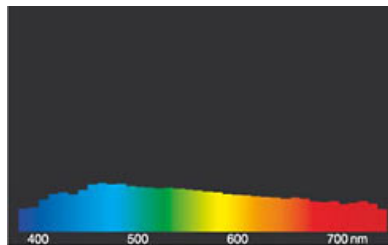
If number and height of the spectral lines within the blue range (around 400 nm) prevails it might be a lamp with a rather cold light colour like for example daylight. On the other hand, should the red (around 700 nm) or the red and yellow (around 600 nm) range be dominant one can assume that the lamp will be a rather warm light colour like WDL.

After the lamp start a metal halide lamp needs about 2-4 minutes time to reach its full luminous flux, all colours in the spectrum are within the discharge arc then.

Visible region from 380 to 780 nm; height of graph corresponding with relative spectral emission (400mW/klm) per 10nm.

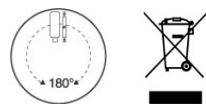


RCC.../WDL



daylight(D 65)

Special features



General notes

The technical design data in accordance with DIN and IEC. The producer does not take any responsibility for damage to persons or property in case

Metal halide lamp with ceramic burner

RCI-TC 20W/WDL/230/G8.5

Radium

of unsuitable operation or handling of the product. Operating data and dimensions are valid within the usual tolerances. Related lamp types (different bases, mains voltages) may be available on request. Sale and delivery are effected in accordance with the Radium Terms of Delivery and Payment valid on the day of conclusion of contract. Packing units offer economical advantages to the purchase and logistic department. Please match your quantity volume accordingly. For orders of a minimum quantity (clefts) with a lamp model the amount lower than the volume of each packaging unit, we will invoice 10 % additional charge per lamp type. Technical changes and terms of delivery are reserved. Manipulation of any kind to packaging or product is not permissible as this will violate Radium brand rights. Furthermore, technical properties of the product can change to its disadvantage or even destruction. Therefore, Radium cannot be responsible for consequential damages.

® = Registered trademark

Subject to change without notice. Errors and omissions excepted.

All technical data without guarantee.