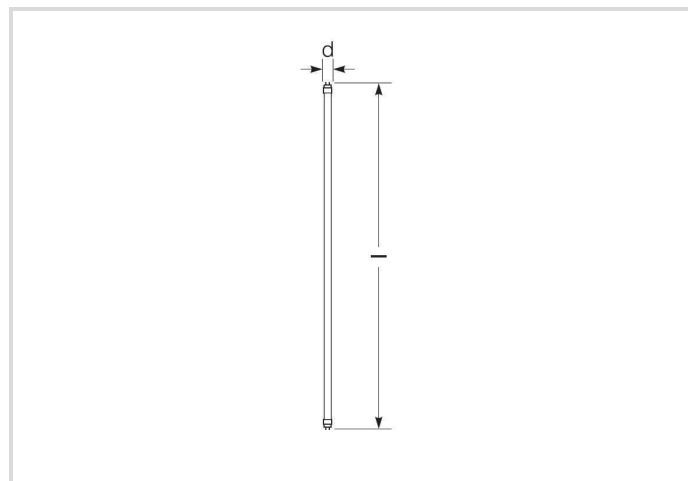


# LED Essence Tube

RL-T8 58 19,1W/830/G13 EM

# Radium

Product Datasheet Date: 17.06.2026



A+



F



20



1980



3000K



30 000h



## General Data

Article No.	43819567
Codice	RL-T8 58 830/G13 EM
Product EAN	4008597195679
Box quantity (pcs.)	10
EAN Box	4008597495670
Gross weight of box in kg	3.485
Length of box in m	1.59
Width of box in m	0.21
Height of box in m	0.105
Product weight	230 g
Product status	<span style="color: red;">●</span> Inattivo

## Electric Parameters

Wattage	19.1 W
Nominal power	20.0 W
Weighted energy consumption in 1000 hours	20 kWh
Lamp power	19.1-19.1 W
Power factor	> 0.90

# LED Essence Tube

RL-T8 58 19,1W/830/G13 EM

# Radium

## Electric Parameters

Power factor	0,9
Nominal voltage	220-240 V
Mains Voltage	220 - 240 V
Voltage type	AC
Nominal current	88-88 mA
Nominal current (mA)	88 mA
max. no. of lamps at 10A-B10 automatic fuse	73
max. no. of lamps at 16A-B16 automatic fuse	117
dimnable	No

## Light Application Parameters

Luminous flux	1800 lm
Rated lamp luminous flux	1980 lm
Beam angle	190 °
Efficacy / Luminous efficiency	99 lm/W
Total mains efficacy	94,24 lm/W
Color temperature	3000 K
Color rendering index	≥ 80
Color rendering index nominal	80
Color Stability	≤ 6 sdcn

## Service Life

Average life	30000 h
Mean service life	30000 h
No. switching cycles	200000
Lamp survival factor at 6000h	≥ 0.90
Early failure rate at 1000h	≤ 5.0 %
Guarantee	3 years

## Specification

Energylabel notice	old label, no EPREL registration, no EU data sheet
Energylabel (G -> A)	F
Energylabel (E -> A++)	A+
Diameter	26,7 mm
Tube diameter	26 mm
Length	1500 mm

# LED Essence Tube

RL-T8 58 19,1W/830/G13 EM

**Radium**

## Specification

Length	1500 mm
Burning position	any
Mercury content	0.0 mg
Shatterproof	No
Photobiological safety according to EN 62471	RG0
Lamp shape	Tube, double-ended
Base	G13
Material	Glass
Colour	White
Housing colour	White

## Notes on Operation

IP Class (Room/Ceiling)	IP20
Burning position	any
Mode of operation	CCG, 230V
Range of storage temperature	-20...+80 °C
Ambient temperatures	-20...+45 °C
With movement sensor	No

## Information especially for EPREL

Energylabel notice	old label, no EPREL registration, no EU data sheet
Lighting technology	LED
Mains/Non mains connectable	MLS
Directional or non-directional light	NDLS
Color tunable light source	No
Type of color temperature	SINGLE_VALUE
Displacement factor EPREL	0,7
Life factor EPREL	0.9
Lumen maintenance EPREL	0.96
Flicker	1.0
Stroboscopic effect	0.4
EPREL ID number	907271

# LED Essence Tube

RL-T8 58 19,1W/830/G13 EM

# Radium

## Notes


T8 tubular LED lamp for exchange with fluorescent lamps, warm white light, glass bulb, non-dim, base G13. Please, note installation instructions!

Please, refer to [www.radium.de/recycling](http://www.radium.de/recycling) for notes on disposal of burned-out lamps as well as lamp breakage.

The "lifespan L70" described for LED lamps indicates the number of hours when the luminous flux has decreased to 70% of its initial value.

The optimal field 'info about service life' contains the frame conditions according to standards based on which the specific service life has been determined. So, for example, "12B50, 50Hz" means that the mean service life (B50) has been determined with a 12h switching cycle at mains (frequency 50Hz), "3B50, HF" is based on a 3h switching cycle at electronic control gear (high frequency).

## Base



G13  
IEC/EN 60061-1  
sheet 7004-51-8

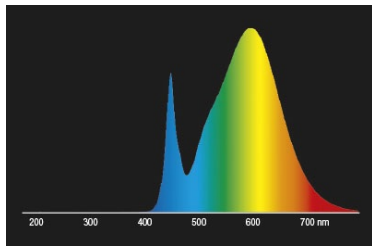
## Spectrum

As daylight is a mixture of direct sunlight and light from the sky, the spectral distribution changes all the time due to the time of the day and the weather. The standard illuminant D65 corresponds to daylight with colour temperature of about 6500K.

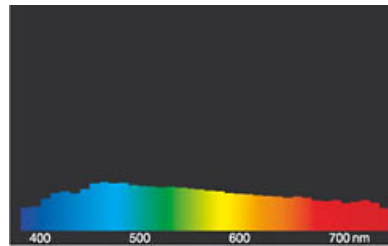
The colour of coloured LEDs depends on the chemical elements within the light generating chip. The coloured light is generated directly and does not need filtering.

White LEDs are either RGB (red + green + blue chip in one LED = light colour white) or blue LED-chips with yellow/orange phosphor in the resin.

Visible region from 380 to 780 nm; height of graph corresponding with relative spectral emission (400mW/klm)per 10nm.



LED retrofit tube lamps for fluorescent lamps 3000K



daylight(D 65)

## Special features



## General notes

Please note the installation instructions when replacing fluorescent lamps with LED tubes. Some LED lamp types are only suitable for 1: 1 replacement at the respective burning position: with CCG by using the enclosed starter, with ECG with compatible control gear. Others can be operated directly on 230V (conversion of the luminaire), others again can 'do' CCG as well as 230V or all 3 variations. Neo tubes need an external LED driver (replacement of the control gear). LED Neo tubes are dimmable, all other LED tubes are not dimmable.

The technical design data in accordance with DIN and IEC. The producer does not take any responsibility for damage to persons or property in case of unsuitable operation or handling of the product. Operating data and dimensions are valid within the usual tolerances. Related lamp types (different bases, mains voltages) may be available on request. Sale and delivery are effected in accordance with the Radium Terms of Delivery and Payment valid on the day of conclusion of contract. Packing units offer economical advantages to the purchase and logistic department. Please match your quantity volume accordingly. For orders of a minimum quantity (clefs) with a lamp model the amount lower than the volume of each packaging unit, we will invoice 10 % additional charge per lamp type. Technical changes and terms of delivery are reserved. Manipulation of any kind to packaging or product is not permissible as this will violate Radium brand rights. Furthermore, technical properties of the product can change to its disadvantage or even destruction. Therefore, Radium cannot be responsible for consequential damages.

® = Registered trademark

Subject to change without notice. Errors and omissions excepted.

## Safety instructions

To ensure full light efficiency and product life, the permissible temperature ranges must be observed and dry environment ensured. When operated with existing control gear, their compatibility with the lamp must be checked.

## LED Essence Tube

RL-T8 58 19,1W/830/G13 EM

# Radium

All technical data without guarantee.