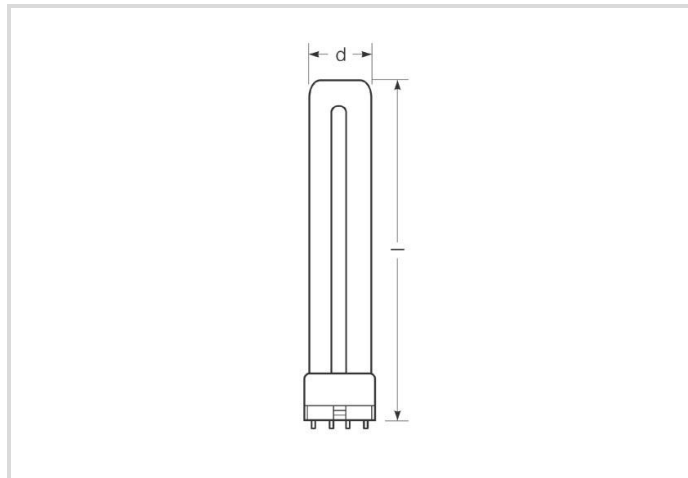


# Compact fluorescent lamp Ralux® Long

RX-L 18W/840/2G11

# Radium

Product Datasheet Date: 03.06.2026



A



G



1200



4000K



20 000h



Dimmable

## General Data

Article No.	31315520
Codice	RX-L 18W/840/2G11
Product EAN	4008597155208
Box quantity (pcs.)	10
EAN Box	4008597455209
Gross weight of box in kg	0.764
Length of box in m	0.253
Width of box in m	0.138
Height of box in m	0.103
Product weight	65 g
Product status	<span style="color: red;">●</span> Inattivo

## Electric Parameters

Wattage	18.0 W
Lamp nominal wattage	18 W
Weighted energy consumption in 1000 hours	20 kWh
Lamp voltage	58 V
Mains voltage	230 V

## Electric Parameters

Compensation capacitor for 50Hz operation	4.2 µF
dimnable	Si

## Light Application Parameters

Luminous flux	1200 lm
Rated lamp luminous flux	1200 lm
max. luminous flux at	25 °C
Efficacy / Luminous efficiency	66.67 lm/W
Light colour	white
Code of light color	840
Colour temperature	4000 K
Color rendering index	80-89
Mean luminance	2.1
Lumen maintenance at 2000h	0.94
Lumen maintenance at 4000h	0.90
Lumen maintenance at 6000h	0.88
Lumen maintenance at 8000h	0.85
Lumen maintenance at 12000h	0.84
Lumen maintenance at 16000h	0.81
Lumen maintenance at 20000h	0.80

## Service Life

Average life	20000 h
No. switching cycles	>50000
Lamp survival factor at 2000h	0.99
Lamp survival factor at 4000h	0.99
Lamp survival factor at 6000h	0.99
Lamp survival factor at 8000h	0.99
Lamp survival factor at 12000h	0.95
Lamp survival factor at 16000h	0.81
Lamp survival factor at 20000h	0.50

## Specification

Energylabel notice	old label, no EPREL registration, no EU data sheet
Energylabel (G -> A)	G
Energylabel (E -> A++)	A

## Specification

Diameter	38 mm
Length	217 mm
Total length max.	221 mm
Length	217 mm
Mercury content	1.7 mg
Base	2G11
Colour	White

## Information especially for EPREL

Energylabel notice	old label, no EPREL registration, no EU data sheet
EPREL ID number	868408

## Miscellaneous

EU-date of phase-out	25.02.2023
EU Directive	RoHS

## Notes

Compact fluorescent lamp, light colour 840, high luminous efficiency, good colour rendering, long life, base 2G11. Controllable by Dim-ECG.

Please, refer to [www.radium.de/recycling](http://www.radium.de/recycling) for notes on disposal of burned-out lamps as well as lamp breakage.

The "lifespan L70" described for LED lamps indicates the number of hours when the luminous flux has decreased to 70% of its initial value. The optimal field 'info about service life' contains the frame conditions according to standards based on which the specific service life has been determined. So, for example, "12B50, 50Hz" means that the mean service life (B50) has been determined with a 12h switching cycle at mains (frequency 50Hz), "3B50, HF" is based on a 3h switching cycle at electronic control gear (high frequency).

### Base



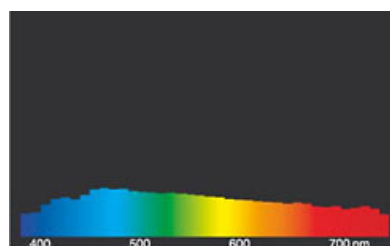
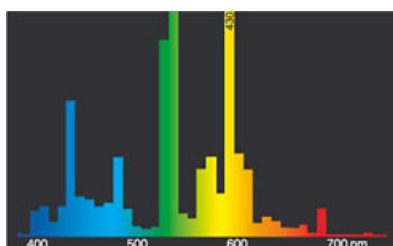
2G11  
IEC/EN 60061-1  
sheet 7004-82-1

### Spectrum

Natural daylight is a mixture of direct sunlight and the light of the sky. Therefore, its spectral composition changes permanently due to the changing time of day. The standardised light classification D65 corresponds to a daylight with a colour temperature of approximately 6500 K.

Every fluorescent lamp type has got an individual spectral power distribution according to its phosphor coating inside the bulb. From this result important properties light colour or colour rendering.

Visible region from 380 to 780 nm; height of graph corresponding with relative spectral emission (400mW/klm) per 10nm.



# Compact fluorescent lamp Ralux® Long

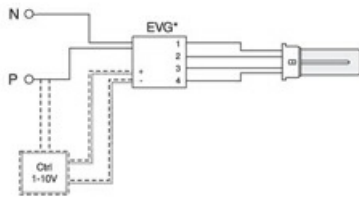
RX-L 18W/840/2G11

# Radium

light colour 840 Spectralux® white (21)

daylight(D 65)

## Circuit diagram(s)



Einzelanschaltung mit EVG für Ralux®/E

Zeichenerklärung:

VG = Vorschaltgerät Elektronisch (EVG)

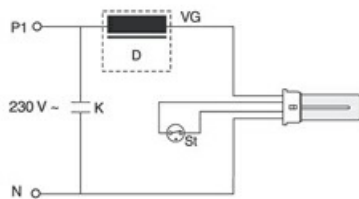
P = Phase

N = Null-Leiter

Ctrl = Steuer-/Regelgerät

Die notwendigen Geräte (hier elektronisches Vorschaltgerät) zum Betrieb der Lampe sind normalerweise bereits in den dafür geeigneten Leuchten in der entsprechenden Schaltung installiert. Änderungen aller Art sind daher nur von qualifiziertem Fachpersonal durchzuführen. Dieses Schaltungsbeispiel ist daher

lediglich als technische Hintergrund-Information für interessierte Anwender zu verstehen.



Einzelanschaltung mit VVG und Starter für Ralux®/E

Zeichenerklärung:

D = Drossel

St = Starter

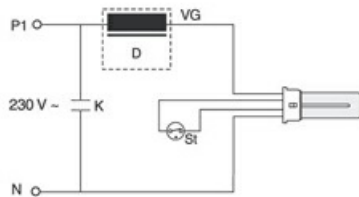
VG = Vorschaltgerät Konventionell (KVG/VVG)

P = Phase

N = Null-Leiter

K = Kompensations-Kondensator

Die notwendigen Geräte (hier Starter und Vorschaltgerät) zum Betrieb der Lampe sind normalerweise bereits in den dafür geeigneten Leuchten in der entsprechenden Schaltung installiert. Änderungen aller Art sind daher nur von qualifiziertem Fachpersonal durchzuführen. Dieses Schaltungsbeispiel ist daher lediglich als technische Hintergrund-Information für interessierte Anwender zu verstehen.



Einzelanschaltung mit VVG und Starter für Ralux®/E

Zeichenerklärung:

D = Drossel

St = Starter

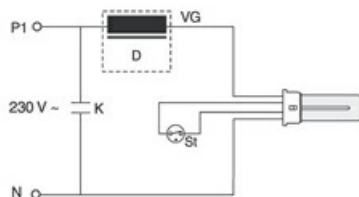
VG = Vorschaltgerät Konventionell (KVG/VVG)

P = Phase

N = Null-Leiter

K = Kompensations-Kondensator

Die notwendigen Geräte (hier Starter und Vorschaltgerät) zum Betrieb der Lampe sind normalerweise bereits in den dafür geeigneten Leuchten in der entsprechenden Schaltung installiert. Änderungen aller Art sind daher nur von qualifiziertem Fachpersonal durchzuführen. Dieses Schaltungsbeispiel ist daher lediglich als technische Hintergrund-Information für interessierte Anwender zu verstehen.



Einzelanschaltung mit VVG und Starter für Ralux®/E

Zeichenerklärung:

D = Drossel

St = Starter

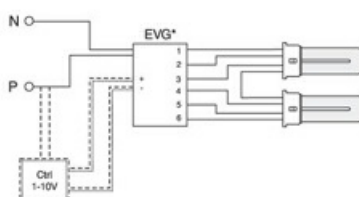
VG = Vorschaltgerät Konventionell (KVG/VVG)

P = Phase

N = Null-Leiter

K = Kompensations-Kondensator

Die notwendigen Geräte (hier Starter und Vorschaltgerät) zum Betrieb der Lampe sind normalerweise bereits in den dafür geeigneten Leuchten in der entsprechenden Schaltung installiert. Änderungen aller Art sind daher nur von qualifiziertem Fachpersonal durchzuführen. Dieses Schaltungsbeispiel ist daher lediglich als technische Hintergrund-Information für interessierte Anwender zu verstehen.



Circuit with multi electronic ballast

Key:

VG = ballast electronic (ECG)

P = phase

N = zero potential

Ctrl = Controller, dimmer

The required control gear (here electronic ballast) for the lamps operation is usually mounted in the suitable luminaire in an appropriate electric circuit. Changes of any kind are to be conducted by qualified and specialised staff, only. Thus, this circuit example is to be understood merely as a technical

background information for interested users.

# Compact fluorescent lamp Ralux® Long

RX-L 18W/840/2G11

**Radium**

## Special features



## General notes

The technical design data in accordance with DIN and IEC. The producer does not take any responsibility for damage to persons or property in case of unsuitable operation or handling of the product. Operating data and dimensions are valid within the usual tolerances. Related lamp types (different bases, mains voltages) may be available on request. Sale and delivery are effected in accordance with the Radium Terms of Delivery and Payment valid on the day of conclusion of contract. Packing units offer economical advantages to the purchase and logistic department. Please match your quantity volume accordingly. For orders of a minimum quantity (clefts) with a lamp model the amount lower than the volume of each packaging unit, we will invoice 10 % additional charge per lamp type. Technical changes and terms of delivery are reserved. Manipulation of any kind to packaging or product is not permissible as this will violate Radium brand rights. Furthermore, technical properties of the product can change to its disadvantage or even destruction. Therefore, Radium cannot be responsible for consequential damages.

® = Registered trademark

Subject to change without notice. Errors and omissions excepted.

**All technical data without guarantee.**