

Fluorescent lamp Standard coloured

NL-T8 36W/66-G/G13 RO

Radium

Product Datasheet Date: 05.04.2026



A+



4400



20 000h



Dimmable

General Data

Article No.	31112555
Codice	NL-T8 36W/66-G/G13 RO
Product EAN	4050300024257
Box quantity (pcs.)	10
EAN Box	4008321205278
Gross weight of box in kg	2.565
Length of box in m	1.25
Width of box in m	0.15
Height of box in m	0.07
Product weight	176 g
Product status	● Inattivo

Electric Parameters

Wattage	36.0 W
Lamp nominal wattage	36 W
Weighted energy consumption in 1000 hours	45 kWh
Lamp voltage	103 V
Mains voltage	230 V

Electric Parameters

Nominal current (mA)	430 mA
Compensation capacitor for 50Hz operation	4.5 μ F
dimnable	Si

Light Application Parameters

Luminous flux	4400 lm
Rated lamp luminous flux	4400 lm
max. luminous flux at	25 °C
Efficacy	122.22 lm/W
Light colour	green
Lumen maintenance at 2000h	0.95
Lumen maintenance at 4000h	0.93
Lumen maintenance at 6000h	0.91
Lumen maintenance at 8000h	0.90
Lumen maintenance at 12000h	0.89
Lumen maintenance at 16000h	0.88
Lumen maintenance at 20000h	0.86

Service Life

Average life	20000 h
Lamp survival factor at 2000h	0.99
Lamp survival factor at 4000h	0.99
Lamp survival factor at 6000h	0.99
Lamp survival factor at 8000h	0.99
Lamp survival factor at 12000h	0.99
Lamp survival factor at 16000h	0.90
Lamp survival factor at 20000h	0.50

Specification

Energylabel notice	old label, no EPREL registration, no EU data sheet
Energylabel (E -> A++)	A+
Diameter max.	26 mm
Tube diameter	26 mm
Length	1200 mm
Length	1200 mm
Mercury content	3.0 mg

Specification

Lamp shape	Rod
Base	G13
Colour	Green

Notes on Operation

Suitable for emergency lighting	No
---------------------------------	----

Information especially for EPREL

Energylabel notice	old label, no EPREL registration, no EU data sheet
--------------------	--

Miscellaneous

EU Directive	TIM
--------------	-----

Notes

Fluorescent lamp T8 - 26mm diameter, coloured, base G13. Controllable by Dim-ECG.

Please, refer to www.radium.de/recycling for notes on disposal of burned-out lamps as well as lamp breakage.

The "lifespan L70" described for LED lamps indicates the number of hours when the luminous flux has decreased to 70% of its initial value.

The optimal field 'info about service life' contains the frame conditions according to standards based on which the specific service life has been determined. So, for example, "12B50, 50Hz" means that the mean service life (B50) has been determined with a 12h switching cycle at mains (frequency 50Hz), "3B50, HF" is based on a 3h switching cycle at electronic control gear (high frequency).

Base



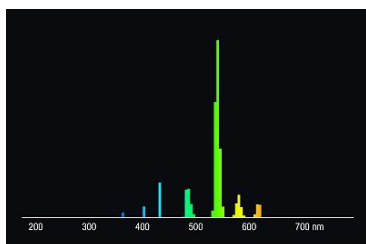
G13
IEC/EN 60061-1
sheet 7004-51-8

Spectrum

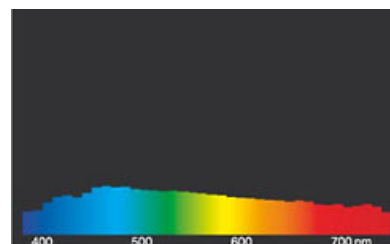
Natural daylight is a mixture of direct sunlight and the light of the sky. Therefore, its spectral composition changes permanently due to the changing time of day. The standardised light classification D65 corresponds to a daylight with a colour temperature of approximately 6500 K.

Every fluorescent lamp type has got an individual spectral power distribution according to its phosphor coating inside the bulb. From this result important properties light colour or colour rendering.

Visible region from 380 to 780 nm; height of graph corresponding with relative spectral emission (400mW/klm) per 10nm.



Light colour green (66)

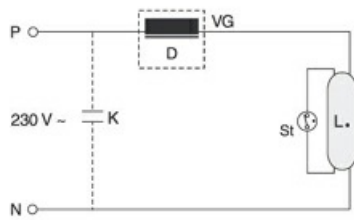


daylight(D 65)

Fluorescent lamp Standard coloured

NL-T8 36W/66-G/G13 RO

Circuit diagram(s)

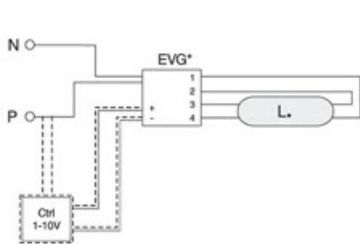


One-lampe circuit inductive

Key:

- D = choke
- L. = lamp
- St = starter
- VG = electromagnetic ballast (KVG/VVG)
- P = phase
- N = zero potential
- K = p. f. correction capacitor

The required control gear (here starter and ballast) for the lamps operation is usually mounted in the suitable luminaire in an appropriate electric circuit. Changes of any kind are to be conducted by qualified and specialised staff, only. Thus, this circuit example is to be understood merely as a technical background information for interested users.

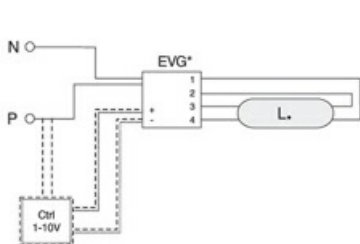


One-lampe circuit with electronic ballast

Key:

- VG = ballast electronic (ECG)
- P = phase
- N = zero potential
- Ctrl = Controller, dimmer

The required control gear (here electronic ballast) for the lamps operation is usually mounted in the suitable luminaire in an appropriate electric circuit. Changes of any kind are to be conducted by qualified and specialised staff, only. Thus, this circuit example is to be understood merely as a technical background information for interested users.

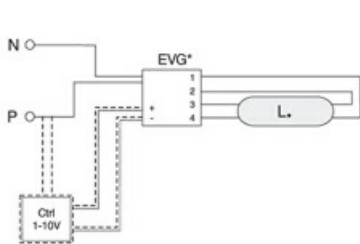


One-lampe circuit with electronic ballast

Key:

- VG = ballast electronic (ECG)
- P = phase
- N = zero potential
- Ctrl = Controller, dimmer

The required control gear (here electronic ballast) for the lamps operation is usually mounted in the suitable luminaire in an appropriate electric circuit. Changes of any kind are to be conducted by qualified and specialised staff, only. Thus, this circuit example is to be understood merely as a technical background information for interested users.

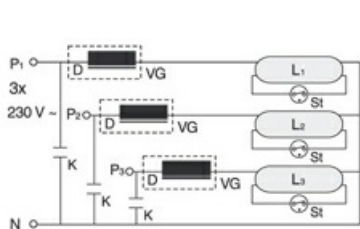


One-lampe circuit with electronic ballast

Key:

- VG = ballast electronic (ECG)
- P = phase
- N = zero potential
- Ctrl = Controller, dimmer

The required control gear (here electronic ballast) for the lamps operation is usually mounted in the suitable luminaire in an appropriate electric circuit. Changes of any kind are to be conducted by qualified and specialised staff, only. Thus, this circuit example is to be understood merely as a technical background information for interested users.



Three phase current connection

Key:

- D = choke
- L. = lamp
- St = starter
- VG = ballast electromagnetic (KVG/VVG)
- P = phase
- N = zero potential
- K = p. f. correction capacitor

The required control gear (here starter and ballast) for the lamps operation is usually mounted in the suitable luminaire in an appropriate electric circuit. Changes of any kind are to be conducted by qualified and specialised staff, only. Thus, this circuit example is to be understood merely as a technical background information for interested users.

Special features

Fluorescent lamp Standard coloured

NL-T8 36W/66-G/G13 RO

Radium



General notes

The technical design data in accordance with DIN and IEC. The producer does not take any responsibility for damage to persons or property in case of unsuitable operation or handling of the product. Operating data and dimensions are valid within the usual tolerances. Related lamp types (different bases, mains voltages) may be available on request. Sale and delivery are effected in accordance with the Radium Terms of Delivery and Payment valid on the day of conclusion of contract. Packing units offer economical advantages to the purchase and logistic department. Please match your quantity volume accordingly. For orders of a minimum quantity (clefts) with a lamp model the amount lower than the volume of each packaging unit, we will invoice 10 % additional charge per lamp type. Technical changes and terms of delivery are reserved. Manipulation of any kind to packaging or product is not permissible as this will violate Radium brand rights. Furthermore, technical properties of the product can change to its disadvantage or even destruction. Therefore, Radium cannot be responsible for consequential damages.

® = Registered trademark

Subject to change without notice. Errors and omissions excepted.

All technical data without guarantee.