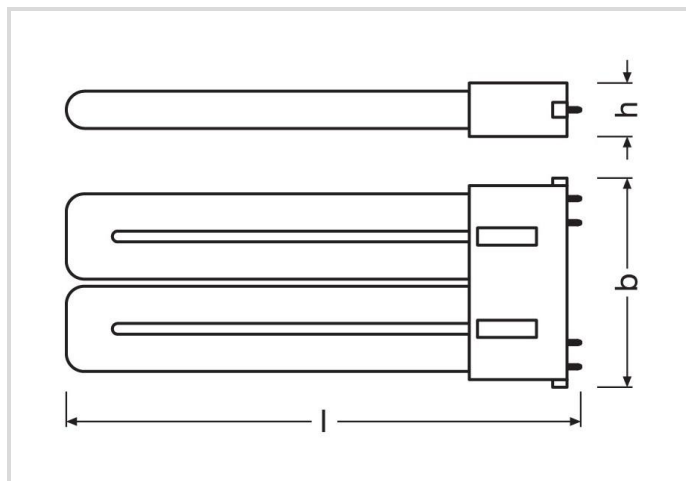


LED Essence Twin - Retrofit for Ralux Twin

RL-TWIN36 840/2G10 EM

Radium

Product Datasheet Date: 02.04.2026



E



20



2500



4000K



30 000h



3 YEARS GUARANTEE

General Data

Code Radium	43619785
Désignation	RL-TWIN36 840/2G10 EM
EAN 10 (unité)	4008597197857
Unité de transport (pièces)	10
EAN 40 (carton)	4008597497858
Poids brut du carton en kg	2.339
Longueur box in m	0.194
Largeur du carton en m	0.146
Hauteur du carton en m	0.259
Product weight	175 g
Product status	● Actif

Electric Parameters

Wattage	20.0 W
Nominal power	20.0 W
Weighted energy consumption in 1000 hours	20 kWh
Lamp power	20.0-20.0 W
Power factor	> 0.9

LED Essence Twin - Retrofit for Ralux Twin

RL-TWIN36 840/2G10 EM

Radium

Electric Parameters

Nominal voltage	220-240 V
Mains Voltage	220 - 240 V
Voltage type	AC
Nominal current	90-90 mA
Nominal current (mA)	90 mA
Inrush current	< 25 A
Total harmonic distortion	0.3
max. no. of lamps at 10A automatic fuse	100
max. no. of lamps at 16A automatic fuse	150
dimnable	Non

Light Application Parameters

Luminous flux	2500 lm
Rated lamp luminous flux	2500 lm
Beam angle	120 °
Efficacy	125 lm/W
Total mains efficacy	125 lm/W
Light colour	coolwhite
Color temperature	4000 K
Color coordinate X	0,381
Color coordinate Y	0,379
Color rendering index	≥ 80
Color rendering index nominal	80
Color Stability	≤ 6 sdc _m

Service Life

Average life	30000 h
T _c Temperature max.	85 °C
Mean service life	30000 h
No. switching cycles	200000
Lamp survival factor at 6000h	≥ 0.90
Early failure rate at 1000h	≤ 5.0 %
Guarantee	3 years

LED Essence Twin - Retrofit for Ralux Twin

RL-TWIN36 840/2G10 EM

Radium

Specification

Energylabel notice	current label, with EPREL registration
Energylabel (G -> A)	E
Diameter	89 mm
Tube diameter	17 mm
Length	222 mm
Length	222 mm
Burning position	any
Mercury content	0.0 mg
Material	Glass
Photobiological safety according to EN 62471	RG0
Lamp shape	Tube, single-ended
Base	2G10
Colour	White

Notes on Operation

Degree of protection (IP)	IP20
Burning position	any
Mode of operation	CCG, 230V
suitable for tandem circuit	Non
Ambient temperatures	-20 ... +50 °C
Tc Temperature max.	85 °C
With movement sensor	Non

Information especially for EPREL

Energylabel notice	current label, with EPREL registration
Lighting technology	LED
Color tunable light source	Non
Type of color temperature	SINGLE_VALUE
Color stability MacAdams EPREL	6
Displacement factor EPREL	0,9
Life factor EPREL	0,9
Lumen maintenance EPREL	0,7
Flicker	1.0
Stroboscopic effect	0.4
EPREL ID number	576264

LED Essence Twin - Retrofit for Ralux Twin

RL-TWIN36 840/2G10 EM

Radium

Miscellaneous

Similar products

43619784, 31313055

Notes

LED compact lamp for exchange with Ralux Twin, neutral white light, plastic body, non-dim, base 2G10.

Please, refer to www.radium.de/recycling for notes on disposal of burned-out lamps as well as lamp breakage.

The "lifespan L70" described for LED lamps indicates the number of hours when the luminous flux has decreased to 70% of its initial value.

The optimal field 'info about service life' contains the frame conditions according to standards based on which the specific service life has been determined. So, for example, "12B50, 50Hz" means that the mean service life (B50) has been determined with a 12h switching cycle at mains (frequency 50Hz), "3B50, HF" is based on a 3h switching cycle at electronic control gear (high frequency).

Culot



2G10
IEC/EN 60061-1
sheet 7004-118-1

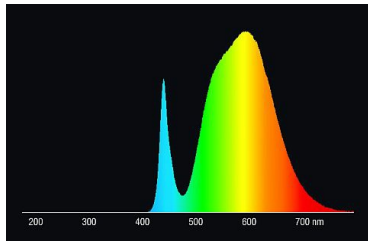
Courbes spectrales

As daylight is a mixture of direct sunlight and light from the sky, the spectral distribution changes all the time due to the time of the day and the weather. The standard illuminant D65 corresponds to daylight with colour temperature of about 6500K.

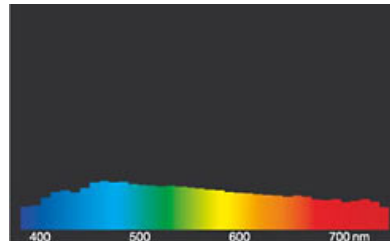
The colour of coloured LEDs depends on the chemical elements within the light generating chip. The coloured light is generated directly and does not need filtering.

White LEDs are either RGB (red + green + blue chip in one LED = light colour white) or blue LED-chips with yellow/orange phosphor in the resin.

Visible region from 380 to 780 nm; height of graph corresponding with relative spectral emission (400mW/klm)per 10nm.

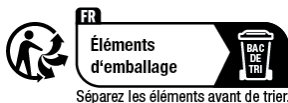
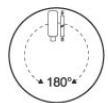


LED retrofit lamps 4000K



daylight(D 65)

Particularités



FR
Éléments
d'emballage
BAC
DE
TRI
Séparez les éléments avant de trier.



FR
Ampoules
et tubes
À DÉPOSER
EN MAGASIN
OU
À DÉPOSER
EN DÉCHÈTERIE
Points de collecte sur www.quefairemesdechets.fr



Notices explicatives générales

For LED replacement of halogen and incandescent lamps, we recommend direct replacement (1: 1) at the respective burning position. For new systems, the number of lamps in the circuit operated at control gear such as transformers or dimmers can be obtained from corresponding compatibility lists (if available). If there is no specification for the type of device or lamp required, for safety reasons, the replacement power shall be assumed as that of the original halogen type (eg "RL-MR16 35" -> 35W, independent of the real power consumption).

The technical design data in accordance with DIN and IEC. The producer does not take any responsibility for damage to persons or property in case of unsuitable operation or handling of the product. Operating data and dimensions are valid within the usual tolerances. Related lamp types (different bases, mains voltages) may be available on request. Sale and delivery are effected in accordance with the Radium Terms of Delivery and Payment valid on the day of conclusion of contract. Packing units offer economical advantages to the purchase and logistic department. Please match your quantity volume accordingly. For orders of a minimum quantity (clefs) with a lamp model the amount lower than the volume of each packaging unit, we will invoice 10 % additional charge per lamp type. Technical changes and terms of delivery are reserved. Manipulation of any kind to packaging or product is not permissible as this will violate Radium brand rights. Furthermore, technical properties of the product can change to its disadvantage or even destruction. Therefore, Radium cannot be responsible for consequential damages.

® = Registered trademark

Subject to change without notice. Errors and omissions excepted.

LED Essence Twin - Retrofit for Ralux Twin

RL-TWIN36 840/2G10 EM

Radium

Consignes de sécurité

To ensure full light efficiency and product life, the permissible temperature ranges must be observed and dry environment ensured. When operated with existing control gear, their compatibility with the lamp must be checked.

All technical data without guarantee.