


LED EssenceDuo/E - Retrofit f. Ralux Duo/E

RL-DUO/E13 840/G24Q

Radium

Product Datasheet Date: 02.04.2026



E

6

660

4000K

30 000h

3 YEARS
GUARANTEE

General Data

Code Radium	43519769
Désignation	RL-DUO/E13 840/G24Q-1 UN
EAN 10 (unité)	4008597197697
Unité de transport (pièces)	10
EAN 40 (carton)	4008597497698
Poids brut du carton en kg	1.039
Longueur box in m	0.193
Largeur du carton en m	0.082
Hauteur du carton en m	0.165
Product weight	85 g
Product status	● Inactif

Electric Parameters

Wattage	6.0 W
Nominal power	6.0 W
Weighted energy consumption in 1000 hours	6 kWh
Lamp power	6.0-6.0 W
Power factor	> 0.9

Electric Parameters

Nominal voltage	220-240 V
Voltage type	AC
Nominal current	28-28 mA
Nominal current (mA)	28 mA
Inrush current	< 20 A
max. no. of lamps at 10A automatic fuse	320
max. no. of lamps at 16A automatic fuse	510
dimmable	Non

Light Application Parameters

Luminous flux	660 lm
Rated lamp luminous flux	660 lm
Beam angle	120 °
Efficacy	110 lm/W
Total mains efficacy	110 lm/W
Light colour	coolwhite
Color temperature	4000 K
Color coordinate X	0,381
Color coordinate Y	0,379
Color rendering index	≥ 80
Color rendering index nominal	80
Color Stability	≤ 6 sdc _m

Service Life

Average life	30000 h
Mean service life	30000 h
No. switching cycles	200000
Lamp survival factor at 6000h	≥ 0.90
Early failure rate at 1000h	≤ 5.0 %
Guarantee	3 years

Specification

Energylabel notice	current label, with EPREL registration
Energylabel (G -> A)	E
Diameter	33 mm
Length	143 mm

Specification

Length	143 mm
Burning position	any
Mercury content	0.0 mg
Material	Glass
Photobiological safety according to EN 62471	RG0
Lamp shape	Tube, single-ended
Base	G24q-1
Colour	White

Notes on Operation

Degree of protection (IP)	IP20
Burning position	any
Mode of operation	ECG, 230V
suitable for tandem circuit	Non
Ambient temperatures	-20 ... +50 °C
With movement sensor	Non

Information especially for EPREL

Energylabel notice	current label, with EPREL registration
Lighting technology	LED
Mains/Non mains connectable	NMLS
Color tunable light source	Non
Type of color temperature	SINGLE_VALUE
Color stability MacAdams EPREL	6
Displacement factor EPREL	0,9
Life factor EPREL	0,9
Lumen maintenance EPREL	0,7
Flicker	1.0
Stroboscopic effect	0.4
EPREL ID number	576238

Miscellaneous

Similar products	31313059, 43620627
------------------	--------------------

LED EssenceDuo/E - Retrofit f. Ralux Duo/E

RL-DUO/E13 840/G24Q

Radium

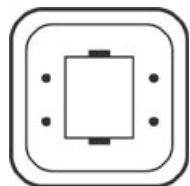
Notes

LED compact lamp for exchange with Ralux Duo/E, neutral white light, plastic body, non-dim, base G24q.

Please, refer to www.radium.de/recycling for notes on disposal of burned-out lamps as well as lamp breakage.

The "lifespan L70" described for LED lamps indicates the number of hours when the luminous flux has decreased to 70% of its initial value. The optimal field 'info about service life' contains the frame conditions according to standards based on which the specific service life has been determined. So, for example, "12B50, 50Hz" means that the mean service life (B50) has been determined with a 12h switching cycle at mains (frequency 50Hz), "3B50, HF" is based on a 3h switching cycle at electronic control gear (high frequency).

Culot



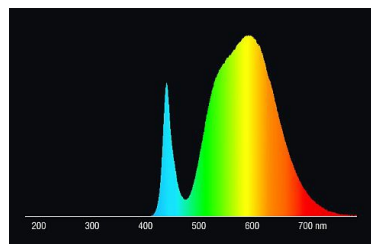
G24q
IEC/EN 60061-1
sheet 7004-78-5

Courbes spectrales

As daylight is a mixture of direct sunlight and light from the sky, the spectral distribution changes all the time due to the time of the day and the weather. The standard illuminant D65 corresponds to daylight with colour temperature of about 6500K.

The colour of coloured LEDs depends on the chemical elements within the light generating chip. The coloured light is generated directly and does not need filtering.

White LEDs are either RGB (red + green + blue chip in one LED = light colour white) or blue LED-chips with yellow/orange phosphor in the resin. Visible region from 380 to 780 nm; height of graph corresponding with relative spectral emission (400mW/klm)per 10nm.

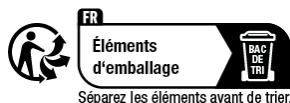
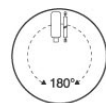


LED retrofit lamps 4000K



daylight(D 65)

Particularités



FR
Éléments
d'emballage
BAC DE TRI
Séparez les éléments avant de trier.



FR
Ampoules
et tubes
À DÉPOSER
EN MAGASIN
OU
À DÉPOSER
EN DÉCHÈTERIE
Points de collecte sur www.quefairede mesdechets.fr



Notices explicatives générales

For LED replacement of halogen and incandescent lamps, we recommend direct replacement (1: 1) at the respective burning position. For new systems, the number of lamps in the circuit operated at control gear such as transformers or dimmers can be obtained from corresponding compatibility lists (if available). If there is no specification for the type of device or lamp required, for safety reasons, the replacement power shall be assumed as that of the original halogen type (eg "RL-MR16 35" -> 35W, independent of the real power consumption).

The technical design data in accordance with DIN and IEC. The producer does not take any responsibility for damage to persons or property in case of unsuitable operation or handling of the product. Operating data and dimensions are valid within the usual tolerances. Related lamp types (different bases, mains voltages) may be available on request. Sale and delivery are effected in accordance with the Radium Terms of Delivery and Payment valid on the day of conclusion of contract. Packing units offer economical advantages to the purchase and logistic department. Please match your quantity volume accordingly. For orders of a minimum quantity (clefs) with a lamp model the amount lower than the volume of each packaging unit, we will invoice 10 % additional charge per lamp type. Technical changes and terms of delivery are reserved. Manipulation of any kind to packaging or product is not permissible as this will violate Radium brand rights. Furthermore, technical properties of the product can change to its disadvantage or even destruction. Therefore, Radium cannot be responsible for consequential damages.

® = Registered trademark

Subject to change without notice. Errors and omissions excepted.

Consignes de sécurité

To ensure full light efficiency and product life, the permissible temperature ranges must be observed and dry environment ensured. When operated

LED EssenceDuo/E - Retrofit f. Ralux Duo/E

RL-DUO/E13 840/G24Q

Radium

with existing control gear, their compatibility with the lamp must be checked.

All technical data without guarantee.