


# LED Essence PAR16

RL-PAR16 80 827/WFL

# Radium

Product Datasheet Date: 02.04.2026



F

6,9

575

2700K

15 000h

4  
YEARS  
GUARANTEE

## General Data

Code Radium	43820084
Désignation	RL-PAR16 80 827/WFL
EAN 10 (unité)	4008597200847
Unité de transport (pièces)	10
EAN 40 (carton)	4008597600845
Poids brut du carton en kg	0.503
Longueur box in m	0.255
Largeur du carton en m	0.107
Hauteur du carton en m	0.072
Product weight	38 g
Product status	<span style="color: red;">●</span> Inactif

## Electric Parameters

Wattage	6.9 W
Nominal power	6.9 W
Weighted energy consumption in 1000 hours	7 kWh
Lamp power	6.9-6.9 W
Power factor	0.7

## Electric Parameters

Nominal voltage	220-240 V
Mains Voltage	220 - 240 V
Voltage type	AC
Nominal current	40-40 mA
Nominal current (mA)	40 mA
Inrush current	9 A
max. no. of lamps at 10A automatic fuse	141
max. no. of lamps at 16A automatic fuse	225
dimnable	Non

## Light Application Parameters

Luminous flux	575 lm
Rated lamp luminous flux	575 lm
Luminous flux	575-575 lm
Luminous intensity	880 cd
Beam angle	36 °
Efficacy	83 lm/W
Total mains efficacy	83 lm/W
Color temperature	2700 K
Color coordinate X	0,455
Color coordinate Y	0,405
Color rendering index	≥ 80
Color rendering index nominal	80
Color Stability	≤ 6 sdc <sub>m</sub>

## Service Life

Average life	15000 h
Mean service life	15000 h
No. switching cycles	[100000]
Lamp survival factor at 6000h	≥ 0.90
Early failure rate at 1000h	≤ 5.0 %
Guarantee	4 years

## Specification

Energylabel notice	current label, with EPREL registration
Energylabel (G -> A)	F

## Specification

Diameter	50 mm
Length	54 mm
Length	52 mm
Burning position	any
Mercury content	0.0 mg
Photobiological safety according to EN 62471	RG1
Lamp shape	Reflector
Base	GU10
Colour	White

## Notes on Operation

Degree of protection (IP)	IP20
Burning position	any
Mode of operation	230 V
Ambient temperatures	-20 ... +40 °C
With movement sensor	Non

## Information especially for EPREL

Energylabel notice	current label, with EPREL registration
Lighting technology	LED
Mains/Non mains connectable	MLS
Directional or non-directional light	DLS
Color tunable light source	Non
Type of color temperature	SINGLE_VALUE
Color stability MacAdams EPREL	6
Displacement factor EPREL	0,7
Life factor EPREL	0,9
Lumen maintenance EPREL	0,7
Flicker	0.1
Stroboscopic effect	0.1
EPREL ID number	541657

## Miscellaneous

Similar products	43820085, 43820117, 43720056
------------------	------------------------------

## Notes

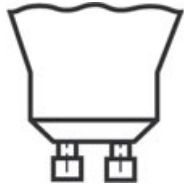
PAR16-LED for exchange with halogen lamps, warm white light, glass bulb, non-dim, base GU10. LED light does not contain UV or IR radiation.

Please, refer to [www.radium.de/recycling](http://www.radium.de/recycling) for notes on disposal of burned-out lamps as well as lamp breakage.

The "lifespan L70" described for LED lamps indicates the number of hours when the luminous flux has decreased to 70% of its initial value.

The optimal field 'info about service life' contains the frame conditions according to standards based on which the specific service life has been determined. So, for example, "12B50, 50Hz" means that the mean service life (B50) has been determined with a 12h switching cycle at mains (frequency 50Hz), "3B50, HF" is based on a 3h switching cycle at electronic control gear (high frequency).

### Culot



GU10  
IEC/EN 60061-1  
sheet 7004-121-1

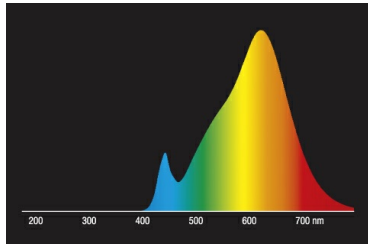
### Courbes spectrales

As daylight is a mixture of direct sunlight and light from the sky, the spectral distribution changes all the time due to the time of the day and the weather. The standard illuminant D65 corresponds to daylight with colour temperature of about 6500K.

The colour of coloured LEDs depends on the chemical elements within the light generating chip. The coloured light is generated directly and does not need filtering.

White LEDs are either RGB (red + green + blue chip in one LED = light colour white) or blue LED-chips with yellow/orange phosphor in the resin.

Visible region from 380 to 780 nm; height of graph corresponding with relative spectral emission (400mW/klm)per 10nm.

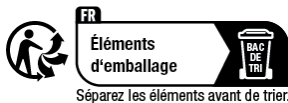


LED Retrofit reflector lamps MR16 / PAR 16 2700K



daylight(D 65)

### Particularités



### Notices explicatives générales

For LED replacement of halogen and incandescent lamps, we recommend direct replacement (1: 1) at the respective burning position. For new systems, the number of lamps in the circuit operated at control gear such as transformers or dimmers can be obtained from corresponding compatibility lists (if available). If there is no specification for the type of device or lamp required, for safety reasons, the replacement power shall be assumed as that of the original halogen type (eg "RL-MR16 35" -> 35W, independent of the real power consumption).

The technical design data in accordance with DIN and IEC. The producer does not take any responsibility for damage to persons or property in case of unsuitable operation or handling of the product. Operating data and dimensions are valid within the usual tolerances. Related lamp types (different bases, mains voltages) may be available on request. Sale and delivery are effected in accordance with the Radium Terms of Delivery and Payment valid on the day of conclusion of contract. Packing units offer economical advantages to the purchase and logistic department. Please match your quantity volume accordingly. For orders of a minimum quantity (clefs) with a lamp model the amount lower than the volume of each packaging unit, we will invoice 10 % additional charge per lamp type. Technical changes and terms of delivery are reserved. Manipulation of any kind to packaging or product is not permissible as this will violate Radium brand rights. Furthermore, technical properties of the product can change to its disadvantage or even destruction. Therefore, Radium cannot be responsible for consequential damages.

® = Registered trademark

Subject to change without notice. Errors and omissions excepted.

### Consignes de sécurité

To ensure full light efficiency and product life, the permissible temperature ranges must be observed and dry environment ensured. When operated

**LED Essence PAR16**  
RL-PAR16 80 827/WFL

**Radium**

with existing control gear, their compatibility with the lamp must be checked.

All technical data without guarantee.