



G



3150



20 000h



Dimmable

General Data

Article No.	31120339
Code	NL-T8 36W/865/G13
Product EAN	4008597203398
Box quantity (pcs.)	25
EAN Box	4008597403392
Gross weight of box in kg	5.247
Length of box in m	1.247
Width of box in m	0.148
Height of box in m	0.147
Product weight	135 g
Product status	● Inactive

Electric Parameters

Wattage	37.8 W
Weighted energy consumption in 1000 hours	38 kWh
Lamp voltage	103 V
Mains voltage	230 V
Compensation capacitor for 50Hz operation	4.5 μ F

Electric Parameters

dimmable	Yes
----------	-----

Light Application Parameters

Luminous flux	3150 lm
Rated lamp luminous flux	3150 lm
max. luminous flux at	25 °C
Beam angle	360 °
Efficacy	83 lm/W
Total mains efficacy	83 lm/W
Light colour	daylight
Code of light color	865
Colour temperature	6500 K
Color coordinate X	0.313
Color coordinate Y	0.337
Color rendering index	? 80

Service Life

Average life	20000 h
Service Life	20000 h

Specification

Energylabel notice	current label, with EPREL registration
Energylabel (G -> A)	G
Diameter max.	28 mm
Tube diameter	26 mm
Length	1213 mm
Length	1200 mm
Burning position	h180
Mercury content	1.7 mg
Lamp shape	Rod
Base	G13
Colour	White

Notes on Operation

Burning position	h180
Suitable for emergency lighting	No

Information especially for EPREL

Energylabel notice	current label, with EPREL registration
EPREL ID number	1202992

Miscellaneous

EU-date of phase-out	25.08.2023
EU Directive	RoHS
Similar products	31119984, 31119985


Notes

Fluorescent lamp T8 - 26mm diameter, light colour 865, high luminous efficiency, good colour rendering, long life, base G13. Controllable by Dim-ECG.

Please, refer to www.radium.de/recycling for notes on disposal of burned-out lamps as well as lamp breakage.

The "lifespan L70" described for LED lamps indicates the number of hours when the luminous flux has decreased to 70% of its initial value. The optimal field 'info about service life' contains the frame conditions according to standards based on which the specific service life has been determined. So, for example, "12B50, 50Hz" means that the mean service life (B50) has been determined with a 12h switching cycle at mains (frequency 50Hz), "3B50, HF" is based on a 3h switching cycle at electronic control gear (high frequency).

Base



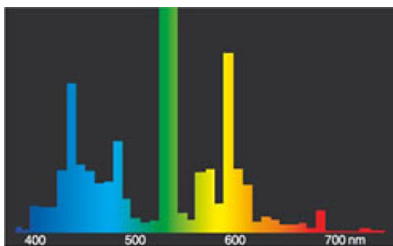
G13
IEC/EN 60061-1
sheet 7004-51-8

Spectrum

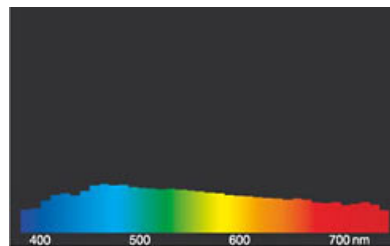
Natural daylight is a mixture of direct sunlight and the light of the sky. Therefore, its spectral composition changes permanently due to the changing time of day. The standardised light classification D65 corresponds to a daylight with a colour temperature of approximately 6500 K.

Every fluorescent lamp type has got an individual spectral power distribution according to its phosphor coating inside the bulb. From this result important properties light colour or colour rendering.

Visible region from 380 to 780 nm; height of graph corresponding with relative spectral emission (400mW/klm) per 10nm.

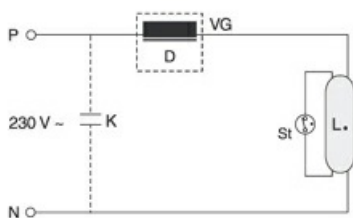


light colour 865 Spectralux® daylight (11)



daylight(D 65)

Circuit diagram(s)



One-lampe circuit inductive

Key:

D = choke

L. = lamp

St = starter

VG = electromagnetic ballast (KVG/VVG)

P = phase

N = zero potential

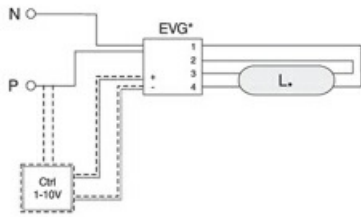
K = p. f. correction capacitor

Fluorescent lamp Spectralux®Plus

NL-T8 36W/865/G13

Radium

The required control gear (here starter and ballast) for the lamps operation is usually mounted in the suitable luminaire in an appropriate electric circuit. Changes of any kind are to be conducted by qualified and specialised staff, only. Thus, this circuit example is to be understood merely as a technical background information for interested users.

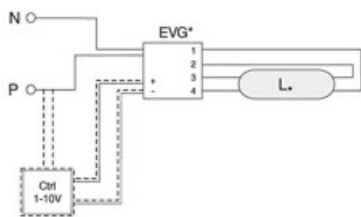


One-lampe circuit with electronic ballast

Key:
 VG = ballast electronic (ECG)
 P = phase
 N = zero potential
 Ctrl = Controller, dimmer

The required control gear (here electronic ballast) for the lamps operation is usually mounted in the suitable luminaire in an appropriate electric circuit. Changes of any kind are to be conducted by qualified and specialised staff, only. Thus, this circuit example is to be understood merely as a technical

background information for interested users.

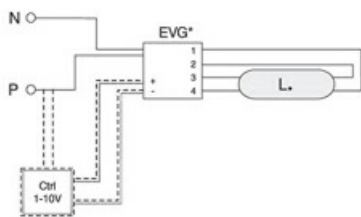


One-lampe circuit with electronic ballast

Key:
 VG = ballast electronic (ECG)
 P = phase
 N = zero potential
 Ctrl = Controller, dimmer

The required control gear (here electronic ballast) for the lamps operation is usually mounted in the suitable luminaire in an appropriate electric circuit. Changes of any kind are to be conducted by qualified and specialised staff, only. Thus, this circuit example is to be understood merely as a technical

background information for interested users.

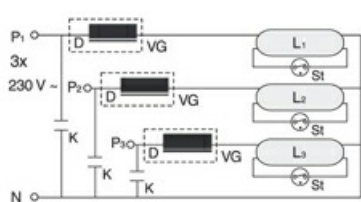


One-lampe circuit with electronic ballast

Key:
 VG = ballast electronic (ECG)
 P = phase
 N = zero potential
 Ctrl = Controller, dimmer

The required control gear (here electronic ballast) for the lamps operation is usually mounted in the suitable luminaire in an appropriate electric circuit. Changes of any kind are to be conducted by qualified and specialised staff, only. Thus, this circuit example is to be understood merely as a technical

background information for interested users.

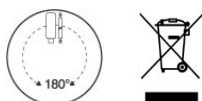


Three phase current connection

Key:
 D = choke
 L = lamp
 St = starter
 VG = ballast electromagnetic (KVG/VVG)
 P = phase
 N = zero potential
 K = p. f. correction capacitor

The required control gear (here starter and ballast) for the lamps operation is usually mounted in the suitable luminaire in an appropriate electric circuit. Changes of any kind are to be conducted by qualified and specialised staff, only. Thus, this circuit example is to be understood merely as a technical background information for interested users.

Special features



General notes

The technical design data in accordance with DIN and IEC. The producer does not take any responsibility for damage to persons or property in case of unsuitable operation or handling of the product. Operating data and dimensions are valid within the usual tolerances. Related lamp types (different bases, mains voltages) may be available on request. Sale and delivery are effected in accordance with the Radium Terms of Delivery and Payment valid on the day of conclusion of contract. Packing units offer economical advantages to the purchase and logistic department. Please match your quantity volume accordingly. For orders of a minimum quantity (clefts) with a lamp model the amount lower than the volume of each packaging unit, we will invoice 10 % additional charge per lamp type. Technical changes and terms of delivery are reserved. Manipulation of any kind to packaging or

Fluorescent lamp Spectralux®Plus

NL-T8 36W/865/G13

Radium

product is not permissible as this will violate Radium brand rights. Furthermore, technical properties of the product can change to its disadvantage or even destruction. Therefore, Radium cannot be responsible for consequential damages.

® = Registered trademark

Subject to change without notice. Errors and omissions excepted.

All technical data without guarantee.