



General Data

Article No.	43719798
Code	RL-T8 58 S MS 840/G13 EM
Product EAN	4008597197987
Box quantity (pcs.)	8
EAN Box	4008597497988
Gross weight of box in kg	4.89
Length of box in m	1.66
Width of box in m	0.182
Height of box in m	0.125
Product weight	275 g
Product status	● Phase Out

Electric Parameters

Wattage	19.3 W
Nominal power	19.3 W
Weighted energy consumption in 1000 hours	20 kWh
Lamp power	19.3-19.3 W
Power factor	> 0.9

Electric Parameters

Nominal voltage	220-240 V
Mains Voltage	220 - 240 V
Voltage type	AC
Nominal current	88-88 mA
Nominal current (mA)	88 mA
Standby consumption	0.4 W
max. no. of lamps at 10A automatic fuse	51
max. no. of lamps at 16A automatic fuse	82
dimnable	No

Light Application Parameters

Luminous flux	3100 lm
Rated lamp luminous flux	3100 lm
Beam angle	190 °
Efficacy	161 lm/W
Total mains efficacy	161 lm/W
Light colour	coolwhite
Color temperature	4000 K
Color coordinate X	0.382
Color coordinate Y	0.380
Color rendering index	≥ 80
Color rendering index nominal	83
Color Stability	≤ 5 sdcn

Service Life

Average life	50000 h
Tc Temperature max.	65 °C
Mean service life	50000 h
Lifetime L70B50	50000 h
max. temperature at Tc -point for nominal life with CCG or 230V AC	55 °C
Life L70 @ Tc max. with CCG or 230V AC	25000 h
Tc max. with CCG or 230V AC	65 °C
No. switching cycles	200000
Lamp survival factor at 6000h	≥ 0.90
Early failure rate at 1000h	≤ 5.0 %
Guarantee	5 years

Specification

Energylabel notice	current label, with EPREL registration
Energylabel (G -> A)	C
Diameter	26,7 mm
Tube diameter	26 mm
Length	1500 mm
Length	1500 mm
Burning position	any
Mercury content	0.0 mg
Shatterproof	No
Photobiological safety according to EN 62471	RG0
Lamp shape	Tube, double-ended
Base	G13
Colour	White

Notes on Operation

Degree of protection (IP)	IP20
Burning position	any
Mode of operation	CCG, 230V
Ambient temperatures	-20 ... +50 °C
Tc Temperature max.	65 °C
Tc max. with CCG or 230V AC	65 °C
max. temperature at Tc -point for nominal life with CCG or 230V AC	55 °C
With movement sensor	No
Kind of Sensor	Micro wave sensor
Detection range max.	5 m
Switching characteristics	2-step dimming: after 5 min. 20%, after another 2 min. 0% (OFF)
Function in closed luminaire	Yes

Information especially for EPREL

Energylabel notice	current label, with EPREL registration
Lighting technology	LED
Directional or non-directional light	NDLS
Color tunable light source	No
Type of color temperature	SINGLE_VALUE
Color stability MacAdams EPREL	5
Displacement factor EPREL	0.90

Information especially for EPREL

Life factor EPREL	0.90
Lumen maintenance EPREL	0.70
Flicker	1.0
Stroboscopic effect	0.4
Standby consumption	0.4 W
EPREL ID number	730113

Miscellaneous


Similar products	43719852
------------------	----------

Notes

T8 LED tube with motion sensor, neutral white light, glass bulb, non-dim, base G13. Please, note installation instructions!

Please, refer to www.radium.de/recycling for notes on disposal of burned-out lamps as well as lamp breakage. The "lifespan L70" described for LED lamps indicates the number of hours when the luminous flux has decreased to 70% of its initial value. The optimal field 'info about service life' contains the frame conditions according to standards based on which the specific service life has been determined. So, for example, "12B50, 50Hz" means that the mean service life (B50) has been determined with a 12h switching cycle at mains (frequency 50Hz), "3B50, HF" is based on a 3h switching cycle at electronic control gear (high frequency).

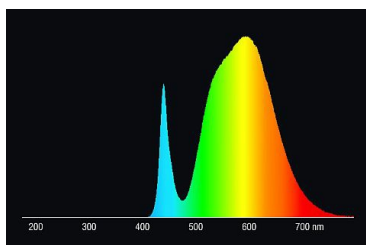
Base



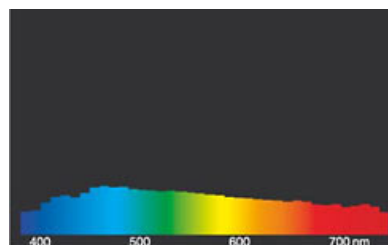
G13
IEC/EN 60061-1
sheet 7004-51-8

Spectrum

As daylight is a mixture of direct sunlight and light from the sky, the spectral distribution changes all the time due to the time of the day and the weather. The standard illuminant D65 corresponds to daylight with colour temperature of about 6500K. The colour of coloured LEDs depends on the chemical elements within the light generating chip. The coloured light is generated directly and does not need filtering. White LEDs are either RGB (red + green + blue chip in one LED = light colour white) or blue LED-chips with yellow/orange phosphor in the resin. Visible region from 380 to 780 nm; height of graph corresponding with relative spectral emission (400mW/klm)per 10nm.



LED retrofit tube lamps for fluorescent lamps 4000K



daylight(D 65)

Special features



General notes

Please note the installation instructions when replacing fluorescent lamps with LED tubes. Some LED lamp types are only suitable for 1: 1 replacement at the respective burning position: with CCG by using the enclosed starter, with ECG with compatible control gear. Others can be operated directly on 230V (conversion of the luminaire), others again can 'do' CCG as well as 230V or all 3 variations. Neo tubes need an external LED driver (replacement of the control gear). LED Neo tubes are dimmable, all other LED tubes are not dimmable.

The technical design data in accordance with DIN and IEC. The producer does not take any responsibility for damage to persons or property in case of unsuitable operation or handling of the product. Operating data and dimensions are valid within the usual tolerances. Related lamp types (different bases, mains voltages) may be available on request. Sale and delivery are effected in accordance with the Radium Terms of Delivery and Payment valid on the day of conclusion of contract. Packing units offer economical advantages to the purchase and logistic department. Please match your quantity volume accordingly. For orders of a minimum quantity (clefs) with a lamp model the amount lower than the volume of each packaging unit, we will invoice 10 % additional charge per lamp type. Technical changes and terms of delivery are reserved. Manipulation of any kind to packaging or product is not permissible as this will violate Radium brand rights. Furthermore, technical properties of the product can change to its disadvantage or even destruction. Therefore, Radium cannot be responsible for consequential damages.

® = Registered trademark

Subject to change without notice. Errors and omissions excepted.

Safety instructions

To ensure full light efficiency and product life, the permissible temperature ranges must be observed and dry environment ensured. When operated with existing control gear, their compatibility with the lamp must be checked.

All technical data without guarantee.