

LED Essence T8-RetroFit
RL-T8 36 830/G13 EM

Radium

Product Datasheet Date: 01.02.2026



F

15

1620

3000K

30 000h

General Data

Article No.	44020229
Code	RL-T8 36 830/G13 EM
Product EAN	4008597202292
Box quantitiy (pcs.)	10
EAN Box	4008597602290
Gross weight of box in kg	2.854
Length of box in m	1.29
Width of box in m	0.21
Height of box in m	0.115
Product weight	190 g
Product status	Inactive

Electric Parameters

Wattage	15.0 W
Nominal power	15.0 W
Weighted energy consumption in 1000 hours	15 kWh
Lamp power	15.0 W
Power factor	> 0.9

Electric Parameters

Nominal voltage	220-240 V
Voltage type	AC
Nominal current (mA)	75 mA
max. no. of lamps at 10A automatic fuse	32
max. no. of lamps at 16A automatic fuse	40
dimmable	No

Light Application Parameters

Luminous flux	1620 lm
Rated lamp luminous flux	1620 lm
Beam angle	190 °
Efficacy	108 lm/W
Total mains efficacy	108 lm/W
Color temperature	3000 K
Color coordinate X	0.434
Color coordinate Y	0.403
Color rendering index	≥ 80
Color rendering index nominal	80
Color Stability	≤ 6 sdc _m

Service Life

Average life	30000 h
T _c Temperature max.	65 °C
Mean service life	30000 h
Lifetime L70B50	30000 h
max. temperature at T _c -point for nominal life with CCG or 230V AC	60 °C
Life L70 @ T _c max. with CCG or 230V AC	20000 h
T _c max. with CCG or 230V AC	65 °C
No. switching cycles	200000
Lamp survival factor at 6000h	≥ 0.90
Early failure rate at 1000h	≤ 5.0 %
Guarantee	3 years

Specification

Energylabel notice	current label, with EPREL registration
Energylabel (G -> A)	F

Specification

Diameter	26,7 mm
Tube diameter	26 mm
Length	1212 mm
Length	1200 mm
Burning position	any
Mercury content	0.0 mg
Shatterproof	No
Photobiological safety according to EN 62471	RG0
Lamp shape	Tube, double-ended
Base	G13
Colour	White

Notes on Operation

Degree of protection (IP)	IP20
Burning position	any
Mode of operation	CCG, 230V
Ambient temperatures	-20 ... +45 °C
Tc Temperature max.	65 °C
Tc max. with CCG or 230V AC	65 °C
max. temperature at Tc -point for nominal life with CCG or 230V AC	60 °C

Information especially for EPREL

Energylabel notice	current label, with EPREL registration
Lighting technology	LED
Mains/Non mains connectable	MLS
Directional or non-directional light	NDLS
Color tunable light source	No
Type of color temperature	SINGLE_VALUE
Color stability MacAdams EPREL	6
Displacement factor EPREL	0.90
Life factor EPREL	0.90
Lumen maintenance EPREL	0.70
Flicker	1.0
Stroboscopic effect	0.4
EPREL ID number	541732

Miscellaneous

Similar products

44119877, 43920131, 43719850

Notes

T8 tubular LED lamp for exchange with fluorescent lamps, warm white light, glass bulb, non-dim, base G13. Please, note installation instructions!

Please, refer to www.radium.de/recycling for notes on disposal of burned-out lamps as well as lamp breakage.

The "lifespan L70" described for LED lamps indicates the number of hours when the luminous flux has decreased to 70% of its initial value.

The optimal field 'info about service life' contains the frame conditions according to standards based on which the specific service life has been determined. So, for example, "12B50, 50Hz" means that the mean service life (B50) has been determined with a 12h switching cycle at mains (frequency 50Hz), "3B50, HF" is based on a 3h switching cycle at electronic control gear (high frequency).

Base



G13
IEC/EN 60061-1
sheet 7004-51-8

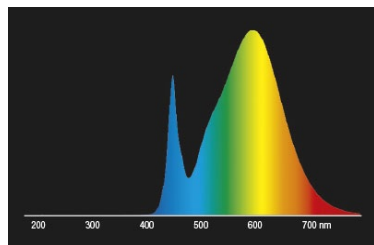
Spectrum

As daylight is a mixture of direct sunlight and light from the sky, the spectral distribution changes all the time due to the time of the day and the weather. The standard illuminant D65 corresponds to daylight with colour temperature of about 6500K.

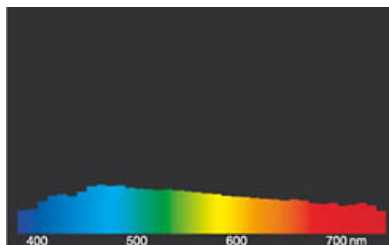
The colour of coloured LEDs depends on the chemical elements within the light generating chip. The coloured light is generated directly and does not need filtering.

White LEDs are either RGB (red + green + blue chip in one LED = light colour white) or blue LED-chips with yellow/orange phosphor in the resin.

Visible region from 380 to 780 nm; height of graph corresponding with relative spectral emission (400mW/klm)per 10nm.

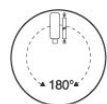


LED retrofit tube lamps for fluorescent lamps 3000K



daylight(D 65)

Special features



General notes

Please note the installation instructions when replacing fluorescent lamps with LED tubes. Some LED lamp types are only suitable for 1: 1 replacement at the respective burning position: with CCG by using the enclosed starter, with ECG with compatible control gear. Others can be operated directly on 230V (conversion of the luminaire), others again can 'do' CCG as well as 230V or all 3 variations. Neo tubes need an external LED driver (replacement of the control gear). LED Neo tubes are dimmable, all other LED tubes are not dimmable.

The technical design data in accordance with DIN and IEC. The producer does not take any responsibility for damage to persons or property in case of unsuitable operation or handling of the product. Operating data and dimensions are valid within the usual tolerances. Related lamp types (different bases, mains voltages) may be available on request. Sale and delivery are effected in accordance with the Radium Terms of Delivery and Payment valid on the day of conclusion of contract. Packing units offer economical advantages to the purchase and logistic department. Please match your quantity volume accordingly. For orders of a minimum quantity (clefs) with a lamp model the amount lower than the volume of each packaging unit, we will invoice 10 % additional charge per lamp type. Technical changes and terms of delivery are reserved. Manipulation of any kind to packaging or product is not permissible as this will violate Radium brand rights. Furthermore, technical properties of the product can change to its disadvantage or even destruction. Therefore, Radium cannot be responsible for consequential damages.

® = Registered trademark

LED Essence T8-RetroFit

RL-T8 36 830/G13 EM

Radium

Subject to change without notice. Errors and omissions excepted.

Safety instructions

To ensure full light efficiency and product life, the permissible temperature ranges must be observed and dry environment ensured. When operated with existing control gear, their compatibility with the lamp must be checked.

All technical data without guarantee.