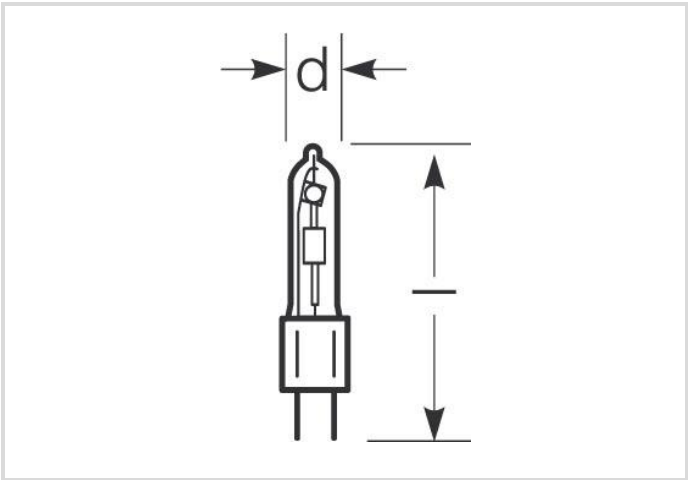


# Metal halide lamp with ceramic burner

RCI-TC 35W/NDL/230/G8.5

Radium

Product Datasheet Date: 05.12.2025



A

F

3400

4200K

18 000h

## General Data

Article No.	32419679
Code	RCI-TC 35W/NDL/230/G8.5
Product EAN	4008597196799
Box quantitiy (pcs.)	12
EAN Box	4008597496790
Gross weight of box in kg	0.215
Length of box in m	0.12
Width of box in m	0.08
Height of box in m	0.14
Product weight	9 g
Product status	Inactive

## Electric Parameters

Wattage	40.2 W
Weighted energy consumption in 1000 hours	45 kWh
Lamp voltage	90 V
Mains voltage	230 V
Ignition voltage	3.6 up to 5.0

Electric Parameters

Lamp's nominal current	0,43 A
Fuse	Daelay-action; min. double nominal current
Controllable (in suitable circuit)	No

Light Application Parameters

Luminous flux	3400 lm
Rated lamp luminous flux	3400 lm
Efficacy	85 lm/W
Total mains efficacy	85 lm/W
Light colour	Neutral white de luxe
Code of light color	942
Colour temperature	4200 K
Colour rendering index CRI	90-100
Lumen maintenance at 2000h	0.89
Lumen maintenance at 4000h	0.85
Lumen maintenance at 6000h	0.82
Lumen maintenance at 8000h	0.8
Lumen maintenance at 12000h	0.77
Lumen maintenance at 16000h	0.74
Lumen maintenance at 20000h	0.73

Service Life

Average life	18000 h
Lamp survival factor at 4000h	1.00
Lamp survival factor at 6000h	1.00
Lamp survival factor at 8000h	[0.98]
Lamp survival factor at 12000h	0.9
Lamp survival factor at 16000h	0.67
Lamp survival factor at 20000h	0.67

Specification

Energylabel (G -> A)	F
Energylabel (E -> A++)	A
Diameter	15 mm
Length	85 mm
Total length max.	85 mm

# Metal halide lamp with ceramic burner

RCI-TC 35W/NDL/230/G8.5

**Radium**

## Specification

Burning position	h180
Mercury content	4.65 mg
Lamp shape	Tube, single-ended
Model	Clear
Base	G8.5
Colour	White

## Notes on Operation

Burning position	h180
------------------	------

## Information especially for EPREL

EPREL ID number	868958
-----------------	--------

## Miscellaneous

Similar products	32419678
------------------	----------

## Notes

Mini MH lamp with ceramic burner, tubular bulb clear, light colour NDL, base G8.5. Operation in enclosed luminaire, with ballast and ignitor.

Please, refer to [www.radium.de/recycling](http://www.radium.de/recycling) for notes on disposal of burned-out lamps as well as lamp breakage.

The "lifespan L70" described for LED lamps indicates the number of hours when the luminous flux has decreased to 70% of its initial value.

The optimal field 'info about service life' contains the frame conditions according to standards based on which the specific service life has been determined. So, for example, "12B50, 50Hz" means that the mean service life (B50) has been determined with a 12h switching cycle at mains (frequency 50Hz), "3B50, HF" is based on a 3h switching cycle at electronic control gear (high frequency).

### Base



G8.5  
IEC/EN 60061-1  
sheet 7004-122-1

### Spectrum

Natural daylight is a mixture of direct sunlight and the light of the sky. Therefore, its spectral composition changes permanently due to the changing time of day. The standardised light classification D65 corresponds to a daylight with a colour temperature of approximately 6500 K. Every discharge lamp type has got an individual spectral power distribution according to its chemical filling. From this result important properties light colour or colour rendering.

Should the spectral lines be very close together the lamp presumably has got a very good colour rendering index, so, Ra might be near 100. Does the spectrum rather look like single lines or frayed out the colour rendering of the lamp will probably be not as good.

If number and height of the spectral lines within the blue range (around 400 nm) prevails it might be a lamp with a rather cold light colour like for example daylight. On the other hand, should the red (around 700 nm) or the red and yellow (around 600 nm) range be dominant one can assume that the lamp will be a rather warm light colour like WDL.

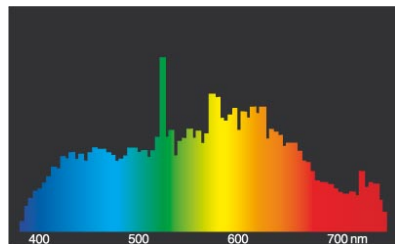
After the lamp start a metal halide lamp needs about 2-4 minutes time to reach its full luminous flux, all colours in the spectrum are within the discharge arc then.

Visible region from 380 to 780 nm; height of graph corresponding with relative spectral emission (400mW/klm) per 10nm.

# Metal halide lamp with ceramic burner

RCI-TC 35W/NDL/230/G8.5

**Radium**

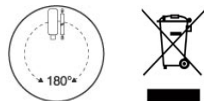


RCC.../WDL



daylight(D 65)

## Special features



## General notes

The technical design data in accordance with DIN and IEC. The producer does not take any responsibility for damage to persons or property in case of unsuitable operation or handling of the product. Operating data and dimensions are valid within the usual tolerances. Related lamp types (different bases, mains voltages) may be available on request. Sale and delivery are effected in accordance with the Radium Terms of Delivery and Payment valid on the day of conclusion of contract. Packing units offer economical advantages to the purchase and logistic department. Please match your quantity volume accordingly. For orders of a minimum quantity (clefts) with a lamp model the amount lower than the volume of each packaging unit, we will invoice 10 % additional charge per lamp type. Technical changes and terms of delivery are reserved. Manipulation of any kind to packaging or product is not permissible as this will violate Radium brand rights. Furthermore, technical properties of the product can change to its disadvantage or even destruction. Therefore, Radium cannot be responsible for consequential damages.

® = Registered trademark

Subject to change without notice. Errors and omissions excepted.

**All technical data without guarantee.**