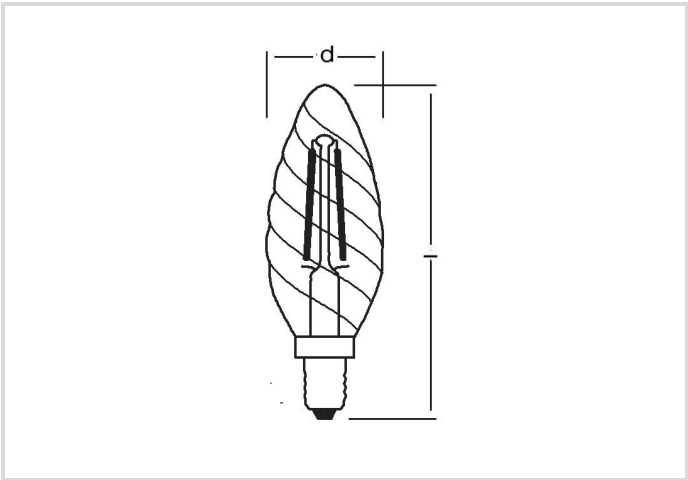


LED Essence Candle, Filament

RL-CW40 4W/230/827/C/E14

Radium

Product Datasheet Date: 02.02.2026



A++

4

470

2700K

15 000h

General Data

Article No.	43619251
Code	RL-CW40 827/C/E14 FIL
Product EAN	4008597192517
Box quantitiy (pcs.)	10
EAN Box	4008597492518
Gross weight of box in kg	0.255
Length of box in m	0.199
Width of box in m	0.088
Height of box in m	0.118
Product weight	16 g
Product status	Inactive

Electric Parameters

Wattage	4.0 W
Nominal power	4.0 W
Weighted energy consumption in 1000 hours	4 kWh
Lamp power	4.0-4.0 W
Nominal voltage	220-240 V

Electric Parameters

Mains Voltage	220 - 240 V
Voltage type	AC
Nominal current	35-35 mA
Nominal current (mA)	35 mA
max. no. of lamps at 10A automatic fuse	156
max. no. of lamps at 16A automatic fuse	250
dimnable	No

Light Application Parameters

Luminous flux	470 lm
Rated lamp luminous flux	470 lm
Luminous flux in 90°-sector	470 lm
Beam angle	300 °
Efficacy	117,5 lm/W
Total mains efficacy	117,5 lm/W
Color temperature	2700 K
Colour rendering index CRI	80-89
Color rendering index nominal	80
Color Stability	≤ 6 sdcn

Service Life

Average life	15000 h
Mean service life	15000 h
No. switching cycles	100000
Lamp survival factor at 6000h	≥ 0.90
Early failure rate at 1000h	≤5.0%
Guarantee	4 years

Specification

Energylabel notice	old label, no EPREL registration, no EU data sheet
Energylabel (E -> A++)	A++
Diameter	35 mm
Length	100 mm
Length	100 mm
Burning position	any
Mercury content	0.0 mg

LED Essence Candle, Filament

RL-CW40 4W/230/827/C/E14

Radium

Specification

Photobiological safety according to EN 62471	RG0
Lamp shape	Candle
Base	E14
Colour	White

Notes on Operation

Degree of protection (IP)	IP20
Burning position	any
Mode of operation	230 V
Ambient temperatures	-20...+40 °C

Information especially for EPREL

Energylabel notice	old label, no EPREL registration, no EU data sheet
Lighting technology	LED
Mains/Non mains connectable	MLS
Directional or non-directional light	NDLS
Color tunable light source	No
Type of color temperature	SINGLE_VALUE
Flicker	1.0
Stroboscopic effect	0.4

Notes

LED candle lamp for exchange with incandescent lamps, clear glass bulb, non-dim, base E14. LED light does not contain UV or IR radiation.

Please, refer to www.radium.de/recycling for notes on disposal of burned-out lamps as well as lamp breakage.

The "lifespan L70" described for LED lamps indicates the number of hours when the luminous flux has decreased to 70% of its initial value.

The optimal field 'info about service life' contains the frame conditions according to standards based on which the specific service life has been determined. So, for example, "12B50, 50Hz" means that the mean service life (B50) has been determined with a 12h switching cycle at mains (frequency 50Hz), "3B50, HF" is based on a 3h switching cycle at electronic control gear (high frequency).

Base



E14
IEC/EN 60061-1
sheet 7004-23-6

Spectrum

As daylight is a mixture of direct sunlight and light from the sky, the spectral distribution changes all the time due to the time of the day and the weather. The standard illuminant D65 corresponds to daylight with colour temperature of about 6500K.

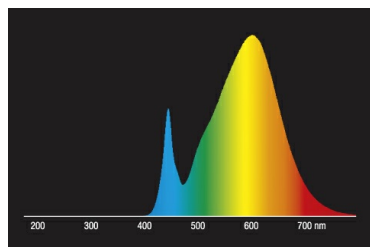
The colour of coloured LEDs depends on the chemical elements within the light generating chip. The coloured light is generated directly and does not need filtering.

White LEDs are either RGB (red + green + blue chip in one LED = light colour white) or blue LED-chips with yellow/orange phosphor in the resin. Visible region from 380 to 780 nm; height of graph corresponding with relative spectral emission (400mW/klm)per 10nm.

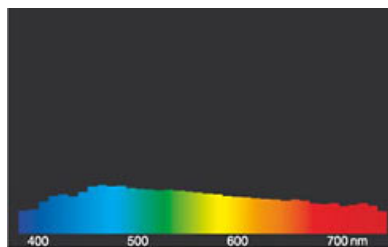
LED Essence Candle, Filament

RL-CW40 4W/230/827/C/E14

Radium

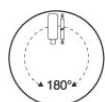


LED retrofit standard lamps 40W replacement, 2700K



daylight(D 65)

Special features



General notes

For LED replacement of halogen and incandescent lamps, we recommend direct replacement (1: 1) at the respective burning position. For new systems, the number of lamps in the circuit operated at control gear such as transformers or dimmers can be obtained from corresponding compatibility lists (if available). If there is no specification for the type of device or lamp required, for safety reasons, the replacement power shall be assumed as that of the original halogen type (eg "RL-MR16 35" -> 35W, independent of the real power consumption). When used outdoors or in damp rooms, the lamps must be installed in IP65 luminaires.

The technical design data in accordance with DIN and IEC. The producer does not take any responsibility for damage to persons or property in case of unsuitable operation or handling of the product. Operating data and dimensions are valid within the usual tolerances. Related lamp types (different bases, mains voltages) may be available on request. Sale and delivery are effected in accordance with the Radium Terms of Delivery and Payment valid on the day of conclusion of contract. Packing units offer economical advantages to the purchase and logistic department. Please match your quantity volume accordingly. For orders of a minimum quantity (clefts) with a lamp model the amount lower than the volume of each packaging unit, we will invoice 10 % additional charge per lamp type. Technical changes and terms of delivery are reserved. Manipulation of any kind to packaging or product is not permissible as this will violate Radium brand rights. Furthermore, technical properties of the product can change to its disadvantage or even destruction. Therefore, Radium cannot be responsible for consequential damages.

® = Registered trademark

Subject to change without notice. Errors and omissions excepted.

Safety instructions

To ensure full light efficiency and product life, the permissible temperature ranges must be observed and dry environment ensured. When operated with existing control gear, their compatibility with the lamp must be checked.

All technical data without guarantee.