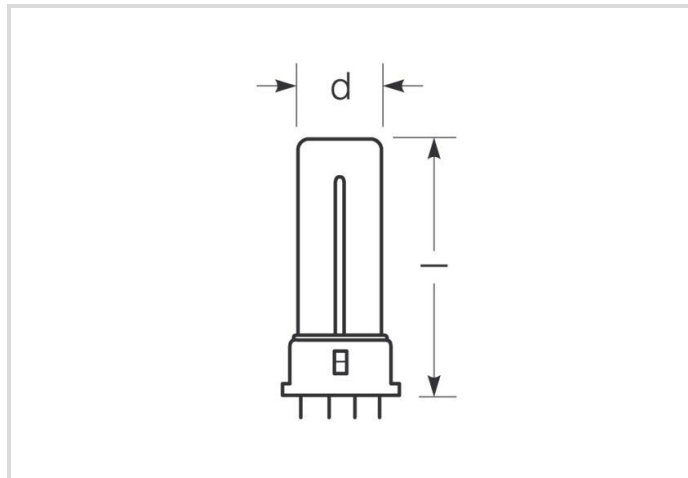


# Compact fluorescent lamp Ralux®/E

RX-S/E 7W/840/2G7

# Radium

Product Datasheet Date: 23.05.2026



A



G



400



4000K



12 000h



Dimmable

## General Data

Article No.	31300027
Code	RX-S/E 7W/840/2G7
Product EAN	4008597000270
Box quantity (pcs.)	10
EAN Box	4008597400278
Gross weight of box in kg	0.339
Length of box in m	0.142
Width of box in m	0.129
Height of box in m	0.085
Product weight	28 g
Product status	<span style="color: red;">●</span> Inactive

## Electric Parameters

Wattage	6.5 W
Lamp nominal wattage	7 W
Weighted energy consumption in 1000 hours	7 kWh
Lamp voltage	47 V
Mains voltage	230 V

## Electric Parameters

dimmable	Yes
----------	-----

## Light Application Parameters

Luminous flux	400 lm
Rated lamp luminous flux	400 lm
max. luminous flux at	25 °C
Efficacy	57.14 lm/W
Light colour	white
Code of light color	840
Colour temperature	4000 K
Color rendering index	80-89
Mean luminance	2.6
Lumen maintenance at 2000h	0.90
Lumen maintenance at 4000h	0.86
Lumen maintenance at 6000h	0.84
Lumen maintenance at 8000h	0.81
Lumen maintenance at 12000h	0.79
Lumen maintenance at 16000h	0.78
Lumen maintenance at 20000h	0.76

## Service Life

Average life	12000 h
Mean service life, HF 3h cycle	20000 h
No. switching cycles	>100000
Lamp survival factor at 2000h	0.99
Lamp survival factor at 4000h	0.99
Lamp survival factor at 6000h	0.99
Lamp survival factor at 8000h	0.99
Lamp survival factor at 12000h	0.95
Lamp survival factor at 16000h	0.81
Lamp survival factor at 20000h	0.50

## Specification

Energylabel notice	old label, no EPREL registration, no EU data sheet
Energylabel (G -> A)	G
Energylabel (E -> A++)	A

## Specification

Diameter	27 mm
Total length max.	122 mm
Length	114 mm
Mercury content	1.4 mg
Base	2G7
Colour	White

## Information especially for EPREL

Energylabel notice	old label, no EPREL registration, no EU data sheet
EPREL ID number	866643

## Miscellaneous

EU-date of phase-out	25.02.2023
EU Directive	RoHS

## Notes

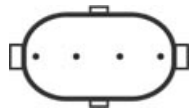
Compact fluorescent lamp, light colour 840, high luminous efficiency, good colour rendering, long life, base 2G7. Controllable by Dim-ECG.

Please, refer to [www.radium.de/recycling](http://www.radium.de/recycling) for notes on disposal of burned-out lamps as well as lamp breakage.

The "lifespan L70" described for LED lamps indicates the number of hours when the luminous flux has decreased to 70% of its initial value.

The optimal field 'info about service life' contains the frame conditions according to standards based on which the specific service life has been determined. So, for example, "12B50, 50Hz" means that the mean service life (B50) has been determined with a 12h switching cycle at mains (frequency 50Hz), "3B50, HF" is based on a 3h switching cycle at electronic control gear (high frequency).

### Base



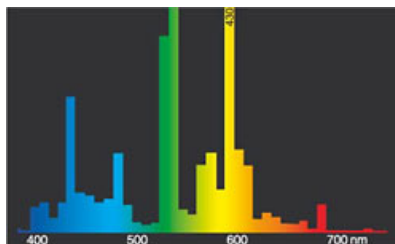
2G7  
IEC/EN 60061-1  
sheet 7004-102-1

### Spectrum

Natural daylight is a mixture of direct sunlight and the light of the sky. Therefore, its spectral composition changes permanently due to the changing time of day. The standardised light classification D65 corresponds to a daylight with a colour temperature of approximately 6500 K.

Every fluorescent lamp type has got an individual spectral power distribution according to its phosphor coating inside the bulb. From this result important properties light colour or colour rendering.

Visible region from 380 to 780 nm; height of graph corresponding with relative spectral emission (400mW/klm) per 10nm.

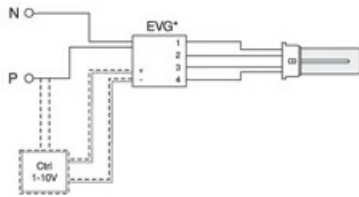


light colour 840 Spectralux® white (21)



daylight(D 65)

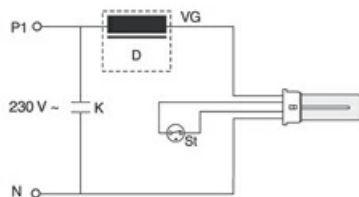
## Circuit diagram(s)



Einzelanschaltung mit EVG für Ralux®/E  
 Zeichenerklärung:  
 VG = Vorschaltgerät Elektronisch (EVG)  
 P = Phase  
 N = Null-Leiter  
 Ctrl = Steuer-/Regelgerät

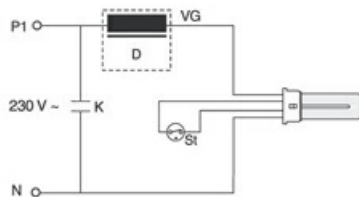
Die notwendigen Geräte (hier elektronisches Vorschaltgerät) zum Betrieb der Lampe sind normalerweise bereits in den dafür geeigneten Leuchten in der entsprechenden Schaltung installiert. Änderungen aller Art sind daher nur von qualifiziertem Fachpersonal durchzuführen. Dieses Schaltungsbeispiel ist daher

lediglich als technische Hintergrund-Information für interessierte Anwender zu verstehen.



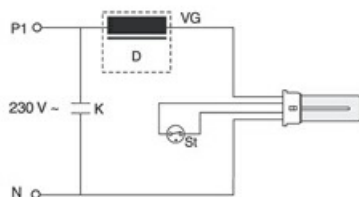
Einzelanschaltung mit VVG und Starter für Ralux®/E  
 Zeichenerklärung:  
 D = Drossel  
 St = Starter  
 VG = Vorschaltgerät Konventionell (KVG/VVG)  
 P = Phase  
 N = Null-Leiter  
 K = Kompensations-Kondensator

Die notwendigen Geräte (hier Starter und Vorschaltgerät) zum Betrieb der Lampe sind normalerweise bereits in den dafür geeigneten Leuchten in der entsprechenden Schaltung installiert. Änderungen aller Art sind daher nur von qualifiziertem Fachpersonal durchzuführen. Dieses Schaltungsbeispiel ist daher lediglich als technische Hintergrund-Information für interessierte Anwender zu verstehen.



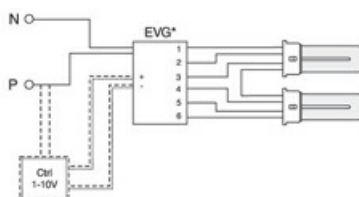
Einzelanschaltung mit VVG und Starter für Ralux®/E  
 Zeichenerklärung:  
 D = Drossel  
 St = Starter  
 VG = Vorschaltgerät Konventionell (KVG/VVG)  
 P = Phase  
 N = Null-Leiter  
 K = Kompensations-Kondensator

Die notwendigen Geräte (hier Starter und Vorschaltgerät) zum Betrieb der Lampe sind normalerweise bereits in den dafür geeigneten Leuchten in der entsprechenden Schaltung installiert. Änderungen aller Art sind daher nur von qualifiziertem Fachpersonal durchzuführen. Dieses Schaltungsbeispiel ist daher lediglich als technische Hintergrund-Information für interessierte Anwender zu verstehen.



Einzelanschaltung mit VVG und Starter für Ralux®/E  
 Zeichenerklärung:  
 D = Drossel  
 St = Starter  
 VG = Vorschaltgerät Konventionell (KVG/VVG)  
 P = Phase  
 N = Null-Leiter  
 K = Kompensations-Kondensator

Die notwendigen Geräte (hier Starter und Vorschaltgerät) zum Betrieb der Lampe sind normalerweise bereits in den dafür geeigneten Leuchten in der entsprechenden Schaltung installiert. Änderungen aller Art sind daher nur von qualifiziertem Fachpersonal durchzuführen. Dieses Schaltungsbeispiel ist daher lediglich als technische Hintergrund-Information für interessierte Anwender zu verstehen.



Circuit with multi electronic ballast  
 Key:  
 VG = ballast electronic (ECG)  
 P = phase  
 N = zero potential  
 Ctrl = Controller, dimmer

The required control gear (here electronic ballast) for the lamps operation is usually mounted in the suitable luminaire in an appropriate electric circuit. Changes of any kind are to be conducted by qualified and specialised staff, only. Thus, this circuit example is to be understood merely as a technical

background information for interested users.

## Special features

# Compact fluorescent lamp Ralux®/E

RX-S/E 7W/840/2G7

**Radium**



## General notes

The technical design data in accordance with DIN and IEC. The producer does not take any responsibility for damage to persons or property in case of unsuitable operation or handling of the product. Operating data and dimensions are valid within the usual tolerances. Related lamp types (different bases, mains voltages) may be available on request. Sale and delivery are effected in accordance with the Radium Terms of Delivery and Payment valid on the day of conclusion of contract. Packing units offer economical advantages to the purchase and logistic department. Please match your quantity volume accordingly. For orders of a minimum quantity (clefts) with a lamp model the amount lower than the volume of each packaging unit, we will invoice 10 % additional charge per lamp type. Technical changes and terms of delivery are reserved. Manipulation of any kind to packaging or product is not permissible as this will violate Radium brand rights. Furthermore, technical properties of the product can change to its disadvantage or even destruction. Therefore, Radium cannot be responsible for consequential damages.

® = Registered trademark

Subject to change without notice. Errors and omissions excepted.

**All technical data without guarantee.**