

Fluorescent lamp Standard

NL-T5 13W/640/G5

Radium

Product Datasheet Date: 03.04.2026



A



G



830



4300K



10 000h



Dimmable

General Data

Article No.	31110328
Code	NL-T5 13W/640/G5
Product EAN	4008597103285
Box quantity (pcs.)	25
EAN Box	4008597403286
Gross weight of box in kg	1.693
Length of box in m	0.542
Width of box in m	0.101
Height of box in m	0.118
Product weight	49 g
Product status	● Inactive

Electric Parameters

Wattage	13.0 W
Lamp nominal wattage	13 W
Lamp voltage	95 V
Mains voltage	230 V
Nominal current (mA)	165 mA

Electric Parameters

Compensation capacitor for 50Hz operation	2 μ F
dimnable	Yes

Light Application Parameters

Luminous flux	830 lm
Rated lamp luminous flux	830 lm
max. luminous flux at	25 °C
Efficacy	63.85 lm/W
Total mains efficacy	64 lm/W
Light colour	Bright white
Code of light color	640
Colour temperature	4300 K
Color rendering index	\geq 60
Mean luminance	0.95

Service Life

Average life	10000 h
--------------	---------

Specification

Energylabel notice	old label, no EPREL registration, no EU data sheet
Energylabel (G -> A)	G
Energylabel (E -> A++)	A
Diameter max.	16 mm
Tube diameter	16 mm
Length	517 mm
Length	517 mm
Mercury content	2.6 mg
Lamp shape	Rod
Base	G5
Colour	Other

Information especially for EPREL

Energylabel notice	old label, no EPREL registration, no EU data sheet
EPREL ID number	907143

Miscellaneous

EU-date of phase-out	25.02.2023
----------------------	------------

Fluorescent lamp Standard

NL-T5 13W/640/G5

Radium

EU Directive

RoHS

Fluorescent lamp Standard

NL-T5 13W/640/G5

Radium

Notes

Mini fluorescent lamp T5 - 16mm diameter, standard light colour 640, base G5. Controllable by Dim-ECG.

Please, refer to www.radium.de/recycling for notes on disposal of burned-out lamps as well as lamp breakage.

The "lifespan L70" described for LED lamps indicates the number of hours when the luminous flux has decreased to 70% of its initial value.

The optimal field 'info about service life' contains the frame conditions according to standards based on which the specific service life has been determined. So, for example, "12B50, 50Hz" means that the mean service life (B50) has been determined with a 12h switching cycle at mains (frequency 50Hz), "3B50, HF" is based on a 3h switching cycle at electronic control gear (high frequency).

Base



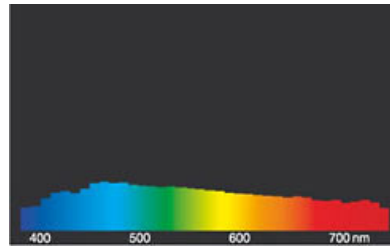
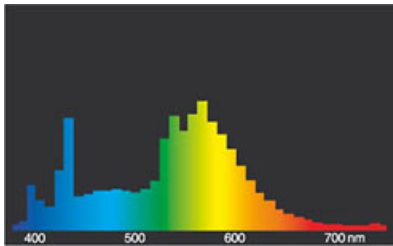
G5
IEC/EN 60061-1
sheet 7004-52-5

Spectrum

Natural daylight is a mixture of direct sunlight and the light of the sky. Therefore, its spectral composition changes permanently due to the changing time of day. The standardised light classification D65 corresponds to a daylight with a colour temperature of approximately 6500 K.

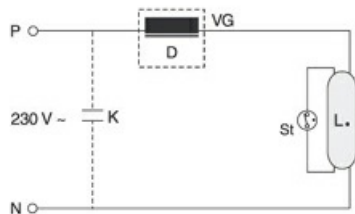
Every fluorescent lamp type has got an individual spectral power distribution according to its phosphor coating inside the bulb. From this result important properties light colour or colour rendering.

Visible region from 380 to 780 nm; height of graph corresponding with relative spectral emission (400mW/klm) per 10nm.



daylight(D 65)

Circuit diagram(s)



One-lampe circuit inductive

Key:

D = choke

L. = lamp

St = starter

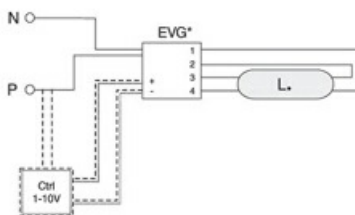
VG = electromagnetic ballast (KVG/VVG)

P = phase

N = zero potential

K = p. f. correction capacitor

The required control gear (here starter and ballast) for the lamps operation is usually mounted in the suitable luminaire in an appropriate electric circuit. Changes of any kind are to be conducted by qualified and specialised staff, only. Thus, this circuit example is to be understood merely as a technical background information for interested users.



One-lampe circuit with electronic ballast

Key:

VG = ballast electronic (ECG)

P = phase

N = zero potential

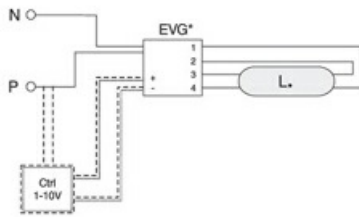
Ctrl = Controller, dimmer

The required control gear (here electronic ballast) for the lamps operation is usually mounted in the suitable luminaire in an appropriate electric circuit. Changes of any kind are to be conducted by qualified and specialised staff, only. Thus, this circuit example is to be understood merely as a technical background information for interested users.

Fluorescent lamp Standard

NL-T5 13W/640/G5

Radium



One-lampe circuit with electronic ballast

Key:

VG = ballast electronic (ECG)

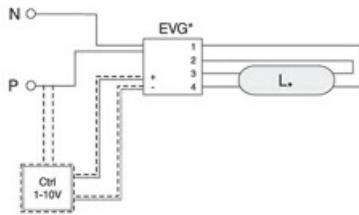
P = phase

N = zero potential

Ctrl = Controller, dimmer

The required control gear (here electronic ballast) for the lamps operation is usually mounted in the suitable luminaire in an appropriate electric circuit. Changes of any kind are to be conducted by qualified and specialised staff, only. Thus, this circuit example is to be understood merely as a technical

background information for interested users.



One-lampe circuit with electronic ballast

Key:

VG = ballast electronic (ECG)

P = phase

N = zero potential

Ctrl = Controller, dimmer

The required control gear (here electronic ballast) for the lamps operation is usually mounted in the suitable luminaire in an appropriate electric circuit. Changes of any kind are to be conducted by qualified and specialised staff, only. Thus, this circuit example is to be understood merely as a technical

background information for interested users.

Special features



General notes

The technical design data in accordance with DIN and IEC. The producer does not take any responsibility for damage to persons or property in case of unsuitable operation or handling of the product. Operating data and dimensions are valid within the usual tolerances. Related lamp types (different bases, mains voltages) may be available on request. Sale and delivery are effected in accordance with the Radium Terms of Delivery and Payment valid on the day of conclusion of contract. Packing units offer economical advantages to the purchase and logistic department. Please match your quantity volume accordingly. For orders of a minimum quantity (clefts) with a lamp model the amount lower than the volume of each packaging unit, we will invoice 10 % additional charge per lamp type. Technical changes and terms of delivery are reserved. Manipulation of any kind to packaging or product is not permissible as this will violate Radium brand rights. Furthermore, technical properties of the product can change to its disadvantage or even destruction. Therefore, Radium cannot be responsible for consequential damages.

® = Registered trademark

Subject to change without notice. Errors and omissions excepted.

All technical data without guarantee.