



A



3000



8000K



20 000h



Dimmable

## General Data

Article No.	31114123
Code	NL-T8 36W/880/G13
Product EAN	4008597141232
Box quantity (pcs.)	25
EAN Box	4008597441233
Gross weight of box in kg	5.11
Length of box in m	1.241
Width of box in m	0.148
Height of box in m	0.145
Product weight	163 g
Product status	<span style="color: red;">●</span> Inactive

## Electric Parameters

Wattage	36.0 W
Lamp nominal wattage	36 W
Weighted energy consumption in 1000 hours	43 kWh
Lamp voltage	103 V
Mains voltage	230 V

## Electric Parameters

Nominal current (mA)	430 mA
Compensation capacitor for 50Hz operation	4.5 $\mu$ F
dimnable	Yes

## Light Application Parameters

Luminous flux	3010 lm
Rated lamp luminous flux	3000 lm
max. luminous flux at	25 °C
Efficacy	83.33 lm/W
Total mains efficacy	84 lm/W
Light colour	Skylux
Colour temperature	8000 K
Color rendering index	80-89
Mean luminance	1.2
Lumen maintenance at 2000h	0.96
Lumen maintenance at 4000h	0.94
Lumen maintenance at 6000h	0.93
Lumen maintenance at 8000h	0.91
Lumen maintenance at 12000h	0.91
Lumen maintenance at 16000h	0.90
Lumen maintenance at 20000h	0.89

## Service Life

Average life	20000 h
Lamp survival factor at 2000h	0.99
Lamp survival factor at 4000h	0.99
Lamp survival factor at 6000h	0.99
Lamp survival factor at 8000h	0.99
Lamp survival factor at 12000h	0.99
Lamp survival factor at 16000h	0.90
Lamp survival factor at 20000h	0.50

## Specification

Energylabel notice	old label, no EPREL registration, no EU data sheet
Energylabel (E -> A++)	A
Diameter max.	26 mm

## Specification

Tube diameter	26 mm
Length	1200 mm
Length	1200 mm
Mercury content	2.5 mg
Lamp shape	Rod
Base	G13
Colour	Other

## Notes on Operation

Suitable for emergency lighting	No
---------------------------------	----

## Information especially for EPREL

Energylabel notice	old label, no EPREL registration, no EU data sheet
EPREL ID number	1426579

## Miscellaneous

EU-date of phase-out	01.09.2023
EU Directive	SLR = (EU) 2019/2020
Similar products	31120339

## Notes

Fluorescent lamp T8 - 26mm diameter, light colour 880, high luminous efficiency, good colour rendering, long life, base G13. Controllable by Dim-ECG.

Please, refer to [www.radium.de/recycling](http://www.radium.de/recycling) for notes on disposal of burned-out lamps as well as lamp breakage.

The "lifespan L70" described for LED lamps indicates the number of hours when the luminous flux has decreased to 70% of its initial value.

The optimal field 'info about service life' contains the frame conditions according to standards based on which the specific service life has been determined. So, for example, "12B50, 50Hz" means that the mean service life (B50) has been determined with a 12h switching cycle at mains (frequency 50Hz), "3B50, HF" is based on a 3h switching cycle at electronic control gear (high frequency).

### Base



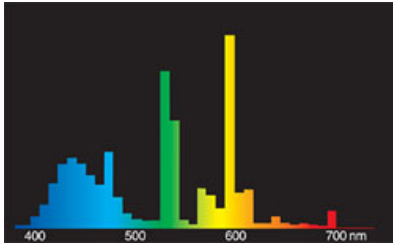
G13  
IEC/EN 60061-1  
sheet 7004-51-8

### Spectrum

Da das Tageslicht eine Mischung von direktem Sonnenlicht und Himmelslicht darstellt, wechselt seine spektrale Zusammensetzung bedingt durch Tageszeit und Wetter ständig. Die Normlichtart D65 entspricht einem Tageslicht mit einer Farbtemperatur von ungefähr 6500 K. Das ist die Zeit, in der wir Menschen aktiv sind. Nach der circadianen Rhythmik bestimmt im Wesentlichen die Lichtmenge und das Spektrum des Lichtes über Hormone die menschliche Leistungsfähigkeit.

Die Lichtfarbe 880 Skylux bringt mit ihrem hohen blauen Farbanteil und Farbtemperatur 8000 K Lichtenergie für Aktivität und Leistung. Sie ist bestens für hohe Sehanforderungen geeignet, fördert Konzentration und unterstützt physische und psychische Leistungsfähigkeit. Die Farbwiedergabeeigenschaften sind vergleichbar anderen Dreiband-Leuchtstofflampen, Ra 80-89.

Sichtbarer Bereich von 380 bis 780 nm; Bildhöhe entspricht der relativen spektralen Emission (400mW/klm)pro 10nm.

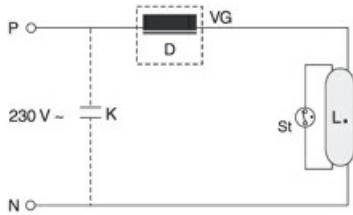


Lichtfarbe Skylux 880



daylight(D 65)

### Circuit diagram(s)



One-lampe circuit inductive

Key:

D = choke

L. = lamp

St = starter

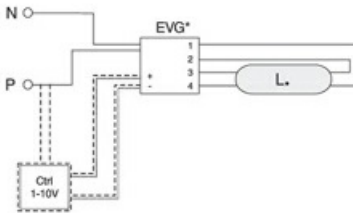
VG = electromagnetic ballast (KVG/VVG)

P = phase

N = zero potential

K = p. f. correction capacitor

The required control gear (here starter and ballast) for the lamps operation is usually mounted in the suitable luminaire in an appropriate electric circuit. Changes of any kind are to be conducted by qualified and specialised staff, only. Thus, this circuit example is to be understood merely as a technical background information for interested users.



One-lampe circuit with electronic ballast

Key:

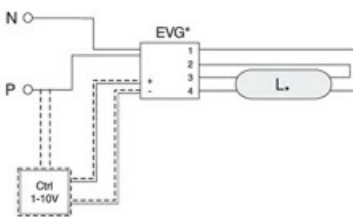
VG = ballast electronic (ECG)

P = phase

N = zero potential

Ctrl = Controller, dimmer

The required control gear (here electronic ballast) for the lamps operation is usually mounted in the suitable luminaire in an appropriate electric circuit. Changes of any kind are to be conducted by qualified and specialised staff, only. Thus, this circuit example is to be understood merely as a technical background information for interested users.



One-lampe circuit with electronic ballast

Key:

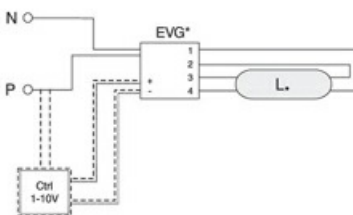
VG = ballast electronic (ECG)

P = phase

N = zero potential

Ctrl = Controller, dimmer

The required control gear (here electronic ballast) for the lamps operation is usually mounted in the suitable luminaire in an appropriate electric circuit. Changes of any kind are to be conducted by qualified and specialised staff, only. Thus, this circuit example is to be understood merely as a technical background information for interested users.



One-lampe circuit with electronic ballast

Key:

VG = ballast electronic (ECG)

P = phase

N = zero potential

Ctrl = Controller, dimmer

The required control gear (here electronic ballast) for the lamps operation is usually mounted in the suitable luminaire in an appropriate electric circuit. Changes of any kind are to be conducted by qualified and specialised staff, only. Thus, this circuit example is to be understood merely as a technical background information for interested users.

# Fluorescent lamp Skylux

NL-T8 36W/880/G13

# Radium



Three phase current connection

Key:

D = choke

L = lamp

St = starter

VG = ballast electromagnetic (KVG/VVG)

P = phase

N = zero potential

K = p. f. correction capacitor

The required control gear (here starter and ballast) for the lamps operation is usually mounted in the suitable luminaire in an appropriate electric circuit. Changes of any kind are to be conducted by qualified and specialised staff, only. Thus, this circuit example is to be understood merely as a technical background information for interested users.

## Special features



## General notes

The technical design data in accordance with DIN and IEC. The producer does not take any responsibility for damage to persons or property in case of unsuitable operation or handling of the product. Operating data and dimensions are valid within the usual tolerances. Related lamp types (different bases, mains voltages) may be available on request. Sale and delivery are effected in accordance with the Radium Terms of Delivery and Payment valid on the day of conclusion of contract. Packing units offer economical advantages to the purchase and logistic department. Please match your quantity volume accordingly. For orders of a minimum quantity (clefts) with a lamp model the amount lower than the volume of each packaging unit, we will invoice 10 % additional charge per lamp type. Technical changes and terms of delivery are reserved. Manipulation of any kind to packaging or product is not permissible as this will violate Radium brand rights. Furthermore, technical properties of the product can change to its disadvantage or even destruction. Therefore, Radium cannot be responsible for consequential damages.

® = Registered trademark

Subject to change without notice. Errors and omissions excepted.

All technical data without guarantee.