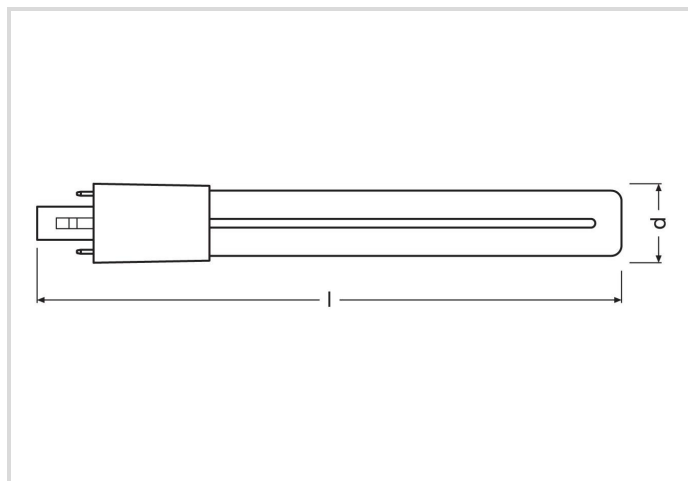


# LED Essence S - Retrofit for Ralux S

RL-S11 840/G23 EM

# Radium

Product Datasheet Date: 20.05.2026



E



6



700



4000K



30 000h



## General Data

Artikel Nr.	43420562
Bestellzeichen	RL-S11 840/G23 EM
EAN-Faltschachtel	4008597205620
Versandeinheit in Stk.	10
EAN Umkarton (Versandeinheit)	4008597605628
Brutto-Gewicht Versandeinheit in kg	0.902
Länge Versandeinheit in m	0.114
Breite Versandeinheit in m	0.079
Höhe Versandeinheit in m	0.252
Product weight	52 g
Produktstatus	<span style="color: red;">●</span> Inaktiv

## Electric Parameters

Wattage	6.0 W
Nominal power	6.0 W
Weighted energy consumption in 1000 hours	6 kWh
Lamp power	6.0-6.0 W
Power factor	> 0.9

# LED Essence S - Retrofit for Ralux S

RL-S11 840/G23 EM

**Radium**

## Electric Parameters

Nominal voltage	220-240 V
Mains Voltage	220 - 240 V
Voltage type	AC
Nominal current	29-29 mA
Nominal current (mA)	29 mA
Inrush current	< 20 A
max. no. of lamps at 10A-B10 automatic fuse	300
max. no. of lamps at 16A-B16 automatic fuse	500
dimnable	Nein

## Light Application Parameters

Luminous flux	700 lm
Rated lamp luminous flux	700 lm
Luminous flux	700 lm
Beam angle	140 °
Efficacy	116 lm/W
Total mains efficacy	116 lm/W
Light colour	coolwhite
Color temperature	4000 K
Color coordinate X	0,381
Color coordinate Y	0,379
Color rendering index	≥ 80
Color rendering index nominal	80
Color Stability	≤ 6 sdc <sub>m</sub>

## Service Life

Average life	30000 h
T <sub>c</sub> Temperature max.	72 °C
Mean service life	30000 h
No. switching cycles	200000
Lamp survival factor at 6000h	≥ 0.90
Early failure rate at 1000h	≤ 5.0 %
Guarantee	3 years

# LED Essence S - Retrofit for Ralux S

RL-S11 840/G23 EM

**Radium**

## Specification

Energylabel notice	current label, with EPREL registration
Energylabel (G -> A)	E
Diameter	32 mm
Length	234 mm
Length	234 mm
Burning position	any
Mercury content	0.0 mg
Photobiological safety according to EN 62471	RG0
Lamp shape	Tube, single-ended
Base	G23
Colour	White

## Notes on Operation

Degree of protection (IP)	IP20
Burning position	any
Mode of operation	CCG, 230V
suitable for tandem circuit	Ja
Ambient temperatures	-20 ... +50 °C
Tc Temperature max.	72 °C
With movement sensor	Nein

## Information especially for EPREL

Energylabel notice	current label, with EPREL registration
Lighting technology	LED
Directional or non-directional light	NDLS
Color tunable light source	Nein
Type of color temperature	SINGLE_VALUE
Color stability MacAdams EPREL	6
Displacement factor EPREL	0,9
Life factor EPREL	0,9
Lumen maintenance EPREL	0,7
Flicker	1.0
Stroboscopic effect	0.4
EPREL ID number	541511

# LED Essence S - Retrofit for Ralux S

RL-S11 840/G23 EM

# Radium

## Miscellaneous

Similar products

43419740, 31316801, 43620577, 43619778

## Notes

LED compact lamp to exchange with Ralux S, neutral white, glass bulb, not dimmable, base G23.

Please, refer to [www.radium.de/recycling](http://www.radium.de/recycling) for notes on disposal of burned-out lamps as well as lamp breakage.

The "lifespan L70" described for LED lamps indicates the number of hours when the luminous flux has decreased to 70% of its initial value.

The optimal field 'info about service life' contains the frame conditions according to standards based on which the specific service life has been determined. So, for example, "12B50, 50Hz" means that the mean service life (B50) has been determined with a 12h switching cycle at mains (frequency 50Hz), "3B50, HF" is based on a 3h switching cycle at electronic control gear (high frequency).

## Socketübersicht



G23  
IEC/EN 60061-1  
sheet 7004-69-1

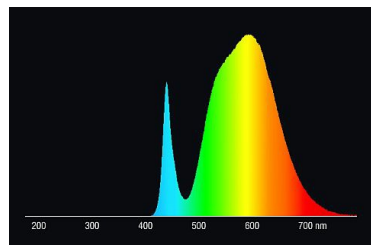
## Spektrale Strahlungsverteilung

As daylight is a mixture of direct sunlight and light from the sky, the spectral distribution changes all the time due to the time of the day and the weather. The standard illuminant D65 corresponds to daylight with colour temperature of about 6500K.

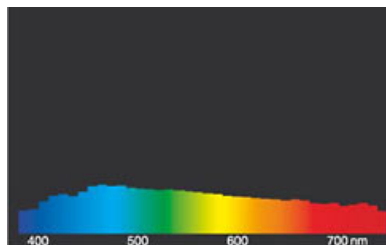
The colour of coloured LEDs depends on the chemical elements within the light generating chip. The coloured light is generated directly and does not need filtering.

White LEDs are either RGB (red + green + blue chip in one LED = light colour white) or blue LED-chips with yellow/orange phosphor in the resin.

Visible region from 380 to 780 nm; height of graph corresponding with relative spectral emission (400mW/klm)per 10nm.

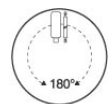


LED retrofit lamps 4000K



daylight(D 65)

## Besonderheiten



## Allgemeine Hinweise

The technical design data in accordance with DIN and IEC. The producer does not take any responsibility for damage to persons or property in case of unsuitable operation or handling of the product. Operating data and dimensions are valid within the usual tolerances. Related lamp types (different bases, mains voltages) may be available on request. Sale and delivery are effected in accordance with the Radium Terms of Delivery and Payment valid on the day of conclusion of contract. Packing units offer economical advantages to the purchase and logistic department. Please match your quantity volume accordingly. For orders of a minimum quantity (clefts) with a lamp model the amount lower than the volume of each packaging unit, we will invoice 10 % additional charge per lamp type. Technical changes and terms of delivery are reserved. Manipulation of any kind to packaging or product is not permissible as this will violate Radium brand rights. Furthermore, technical properties of the product can change to its disadvantage or even destruction. Therefore, Radium cannot be responsible for consequential damages.

® = Registered trademark

Subject to change without notice. Errors and omissions excepted.

## Sicherheitshinweise

To ensure full light efficiency and product life, the permissible temperature ranges must be observed and dry environment ensured. When operated with existing control gear, their compatibility with the lamp must be checked.

# LED Essence S - Retrofit for Ralux S

RL-S11 840/G23 EM

# Radium

All technical data without guarantee.