

# LED Essence Tube

RL-T8 36 16,2W/840/G13 EM

# Radium

Product Datasheet Date: 20.05.2026



A+



F



16,4



1800



4000K



30 000h



## General Data

Artikel Nr.	43819565
Bestellzeichen	RL-T8 36 840/G13 EM
EAN-Faltschachtel	4008597195655
Versandeinheit in Stk.	10
EAN Umkarton (Versandeinheit)	4008597495656
Brutto-Gewicht Versandeinheit in kg	2.854
Länge Versandeinheit in m	1.29
Breite Versandeinheit in m	0.21
Höhe Versandeinheit in m	0.105
Product weight	190 g
Produktstatus	<span style="color: red;">●</span> Inaktiv

## Electric Parameters

Wattage	16.2 W
Nominal power	16.4 W
Weighted energy consumption in 1000 hours	17 kWh
Lamp power	16.2-16.2 W
Power factor	> 0.90

## Electric Parameters

Nominal voltage	220-240 V
Mains Voltage	220 - 240 V
Voltage type	AC
Nominal current	75-75 mA
Nominal current (mA)	75 mA
max. no. of lamps at 10A-B10 automatic fuse	93
max. no. of lamps at 16A-B16 automatic fuse	149
dimmbable	Nein

## Light Application Parameters

Luminous flux	1700 lm
Rated lamp luminous flux	1800 lm
Beam angle	190 °
Efficacy	110 lm/W
Total mains efficacy	104,94 lm/W
Color temperature	4000 K
Color rendering index	≥ 80
Color rendering index nominal	80
Color Stability	≤ 6 sdc <sub>m</sub>

## Service Life

Average life	30000 h
Mean service life	30000 h
No. switching cycles	200000
Lamp survival factor at 6000h	≥ 0.90
Early failure rate at 1000h	≤ 5.0 %
Guarantee	3 years

## Specification

Energylabel notice	old label, no EPREL registration, no EU data sheet
Energylabel (G -> A)	F
Energylabel (E -> A++)	A+
Diameter	26,7 mm
Tube diameter	26 mm
Length	1212 mm
Length	1200 mm

## Specification

Burning position	any
Mercury content	0.0 mg
Material	Glass
Shatterproof	Nein
Photobiological safety according to EN 62471	RG0
Lamp shape	Tube, double-ended
Base	G13
Colour	White

## Notes on Operation

Degree of protection (IP)	IP20
Burning position	any
Mode of operation	CCG, 230V
Range of storage temperature	-20...+80 °C
Ambient temperatures	-20...+45 °C
With movement sensor	Nein

## Information especially for EPREL

Energylabel notice	old label, no EPREL registration, no EU data sheet
Lighting technology	LED
Mains/Non mains connectable	MLS
Directional or non-directional light	NDLS
Color tunable light source	Nein
Type of color temperature	SINGLE_VALUE
Displacement factor EPREL	0,7
Life factor EPREL	0.9
Lumen maintenance EPREL	0.96
Flicker	1.0
Stroboscopic effect	0.4
EPREL ID number	907261

## Notes

T8 tubular LED lamp for exchange with fluorescent lamps, neutral white light, glass bulb, non-dim, base G13. Please, note installation instructions!

Please, refer to [www.radium.de/recycling](http://www.radium.de/recycling) for notes on disposal of burned-out lamps as well as lamp breakage.

The "lifespan L70" described for LED lamps indicates the number of hours when the luminous flux has decreased to 70% of its initial value.

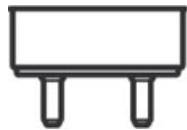
The optimal field 'info about service life' contains the frame conditions according to standards based on which the specific service life has been determined. So, for example, "12B50, 50Hz" means that the mean service life (B50) has been determined with a 12h switching cycle at mains (frequency 50Hz), "3B50, HF" is based on a 3h switching cycle at electronic control gear (high frequency).

# LED Essence Tube

RL-T8 36 16,2W/840/G13 EM

# Radium

## Socketübersicht



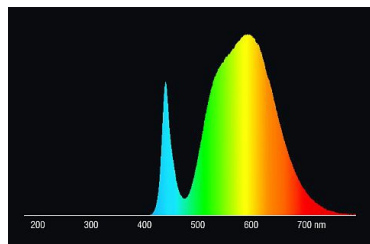
G13  
IEC/EN 60061-1  
sheet 7004-51-8

## Spektrale Strahlungsverteilung

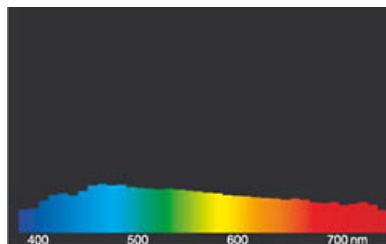
As daylight is a mixture of direct sunlight and light from the sky, the spectral distribution changes all the time due to the time of the day and the weather. The standard illuminant D65 corresponds to daylight with colour temperature of about 6500K.

The colour of coloured LEDs depends on the chemical elements within the light generating chip. The coloured light is generated directly and does not need filtering.

White LEDs are either RGB (red + green + blue chip in one LED = light colour white) or blue LED-chips with yellow/orange phosphor in the resin. Visible region from 380 to 780 nm; height of graph corresponding with relative spectral emission (400mW/klm)per 10nm.



LED retrofit tube lamps for fluorescent lamps 4000K



daylight(D 65)

## Besonderheiten



## Allgemeine Hinweise

Please note the installation instructions when replacing fluorescent lamps with LED tubes. Some LED lamp types are only suitable for 1: 1 replacement at the respective burning position: with CCG by using the enclosed starter, with ECG with compatible control gear. Others can be operated directly on 230V (conversion of the luminaire), others again can 'do' CCG as well as 230V or all 3 variations. Neo tubes need an external LED driver (replacement of the control gear). LED Neo tubes are dimmable, all other LED tubes are not dimmable.

The technical design data in accordance with DIN and IEC. The producer does not take any responsibility for damage to persons or property in case of unsuitable operation or handling of the product. Operating data and dimensions are valid within the usual tolerances. Related lamp types (different bases, mains voltages) may be available on request. Sale and delivery are effected in accordance with the Radium Terms of Delivery and Payment valid on the day of conclusion of contract. Packing units offer economical advantages to the purchase and logistic department. Please match your quantity volume accordingly. For orders of a minimum quantity (clefs) with a lamp model the amount lower than the volume of each packaging unit, we will invoice 10 % additional charge per lamp type. Technical changes and terms of delivery are reserved. Manipulation of any kind to packaging or product is not permissible as this will violate Radium brand rights. Furthermore, technical properties of the product can change to its disadvantage or even destruction. Therefore, Radium cannot be responsible for consequential damages.

® = Registered trademark

Subject to change without notice. Errors and omissions excepted.

## Sicherheitshinweise

To ensure full light efficiency and product life, the permissible temperature ranges must be observed and dry environment ensured. When operated with existing control gear, their compatibility with the lamp must be checked.

All technical data without guarantee.