

## General Data

Artikel Nr.	31109319
Bestellzeichen	NL-T8 36W/830/G13
EAN-Faltschachtel	4008597093197
Versandeinheit in Stk.	25
EAN Umkarton (Versandeinheit)	4008597493195
Brutto-Gewicht Versandeinheit in kg	4.705
Länge Versandeinheit in m	1.239
Breite Versandeinheit in m	0.152
Höhe Versandeinheit in m	0.155
Product weight	149 g
Produktstatus	<span style="color: red;">●</span> Inaktiv

## Electric Parameters

Wattage	36.0 W
Lamp nominal wattage	36 W
Lamp voltage	103 V
Mains voltage	230 V
Nominal current (mA)	430 mA

## Electric Parameters

Compensation capacitor for 50Hz operation	4.5 µF
dimnable	Ja

## Light Application Parameters

Luminous flux	3350 lm
Rated lamp luminous flux	3350 lm
max. luminous flux at	25 °C
Beam angle	360 °
Efficacy / Luminous efficiency	93.06 lm/W
Total mains efficacy	93 lm/W
Light colour	warm white
Code of light color	830
Colour temperature	3000 K
Color rendering index	80-89
Mean luminance	1.2
Lumen maintenance at 2000h	0.96
Lumen maintenance at 4000h	0.94
Lumen maintenance at 6000h	0.93
Lumen maintenance at 8000h	0.91
Lumen maintenance at 12000h	0.91
Lumen maintenance at 16000h	0.90
Lumen maintenance at 20000h	0.89

## Service Life

Average life	20000 h
Mean service life, HF 3h cycle	20000 h
Lamp survival factor at 2000h	0.99
Lamp survival factor at 4000h	0.99
Lamp survival factor at 6000h	0.99
Lamp survival factor at 8000h	0.99
Lamp survival factor at 12000h	0.99
Lamp survival factor at 16000h	0.90
Lamp survival factor at 20000h	0.50

## Specification

Energylabel notice	old label, no EPREL registration, no EU data sheet
Energylabel (G -> A)	F
Energylabel (E -> A++)	A
Diameter max.	26 mm
Tube diameter	26 mm
Length	1200 mm
Length	1200 mm
Mercury content	2.5 mg
Lamp shape	Rod
Base	G13
Colour	White

## Notes on Operation

Suitable for emergency lighting	Nein
---------------------------------	------

## Information especially for EPREL

Energylabel notice	old label, no EPREL registration, no EU data sheet
EPREL ID number	863774

## Miscellaneous

EU-date of phase-out	25.08.2023
EU Directive	RoHS

## Notes

Fluorescent lamp T8 - 26mm diameter, light colour 830, high luminous efficiency, good colour rendering, long life, base G13. Controllable by Dim-ECG.

Please, refer to [www.radium.de/recycling](http://www.radium.de/recycling) for notes on disposal of burned-out lamps as well as lamp breakage.

The "lifespan L70" described for LED lamps indicates the number of hours when the luminous flux has decreased to 70% of its initial value.

The optimal field 'info about service life' contains the frame conditions according to standards based on which the specific service life has been determined. So, for example, "12B50, 50Hz" means that the mean service life (B50) has been determined with a 12h switching cycle at mains (frequency 50Hz), "3B50, HF" is based on a 3h switching cycle at electronic control gear (high frequency).

### Sockelübersicht



G13  
IEC/EN 60061-1  
sheet 7004-51-8

### Spektrale Strahlungsverteilung

Natural daylight is a mixture of direct sunlight and the light of the sky. Therefore, its spectral composition changes permanently due to the changing time of day. The standardised light classification D65 corresponds to a daylight with a colour temperature of approximately 6500 K.

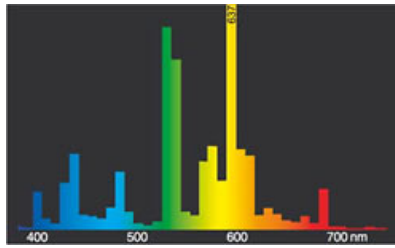
# Fluorescent lamp Spectralux®Plus

NL-T8 36W/830/G13

# Radium

Every fluorescent lamp type has got an individual spectral power distribution according to its phosphor coating inside the bulb. From this result important properties light colour or colour rendering.

Visible region from 380 to 780 nm; height of graph corresponding with relative spectral emission (400mW/klm) per 10nm.

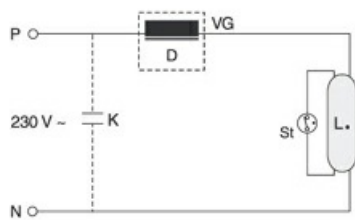


light colour 830 Spectralux® Warm white (31)



daylight(D 65)

## Schaltbeispiel(e)



One-lampe circuit inductive

Key:

D = choke

L. = lamp

St = starter

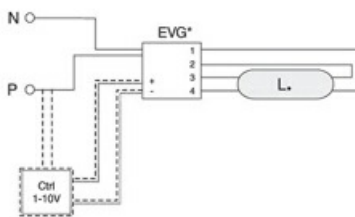
VG = electromagnetic ballast (KVG/VVG)

P = phase

N = zero potential

K = p. f. correction capacitor

The required control gear (here starter and ballast) for the lamps operation is usually mounted in the suitable luminaire in an appropriate electric circuit. Changes of any kind are to be conducted by qualified and specialised staff, only. Thus, this circuit example is to be understood merely as a technical background information for interested users.



One-lampe circuit with electronic ballast

Key:

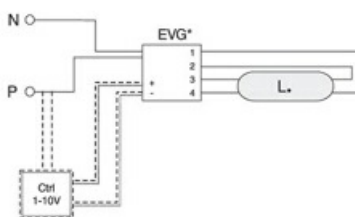
VG = ballast electronic (ECG)

P = phase

N = zero potential

Ctrl = Controller, dimmer

background information for interested users.



One-lampe circuit with electronic ballast

Key:

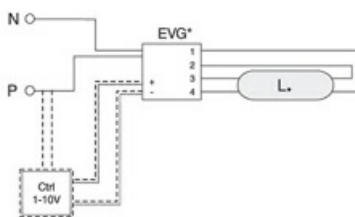
VG = ballast electronic (ECG)

P = phase

N = zero potential

Ctrl = Controller, dimmer

background information for interested users.



One-lampe circuit with electronic ballast

Key:

VG = ballast electronic (ECG)

P = phase

N = zero potential

Ctrl = Controller, dimmer

background information for interested users.

The required control gear (here electronic ballast) for the lamps operation is usually mounted in the suitable luminaire in an appropriate electric circuit. Changes of any kind are to be conducted by qualified and specialised staff, only. Thus, this circuit example is to be understood merely as a technical

# Fluorescent lamp Spectralux®Plus

NL-T8 36W/830/G13

# Radium



Three phase current connection

Key:

D = choke

L = lamp

St = starter

VG = ballast electromagnetic (KVG/VVG)

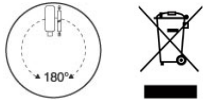
P = phase

N = zero potential

K = p. f. correction capacitor

The required control gear (here starter and ballast) for the lamps operation is usually mounted in the suitable luminaire in an appropriate electric circuit. Changes of any kind are to be conducted by qualified and specialised staff, only. Thus, this circuit example is to be understood merely as a technical background information for interested users.

## Besonderheiten



## Allgemeine Hinweise

The technical design data in accordance with DIN and IEC. The producer does not take any responsibility for damage to persons or property in case of unsuitable operation or handling of the product. Operating data and dimensions are valid within the usual tolerances. Related lamp types (different bases, mains voltages) may be available on request. Sale and delivery are effected in accordance with the Radium Terms of Delivery and Payment valid on the day of conclusion of contract. Packing units offer economical advantages to the purchase and logistic department. Please match your quantity volume accordingly. For orders of a minimum quantity (clefts) with a lamp model the amount lower than the volume of each packaging unit, we will invoice 10 % additional charge per lamp type. Technical changes and terms of delivery are reserved. Manipulation of any kind to packaging or product is not permissible as this will violate Radium brand rights. Furthermore, technical properties of the product can change to its disadvantage or even destruction. Therefore, Radium cannot be responsible for consequential damages.

® = Registered trademark

Subject to change without notice. Errors and omissions excepted.

All technical data without guarantee.